QNT Quick Notation Technique

Tettris Theme

Original arrangment for Accordion & Piano

A Super-Easy Method by Assi Rose

Suitable for all skill levels.

Clear note names, chord symbols, and practical fingerings.
Learn with confidence. Play with ease. Enjoy making music.
Simple, intuitive notation with clear spacing for easy reading.

www.quicknotations.com

Composer: Unkown
Genre: Russian / Soviet
Traditional (Public Domain)
Arranged by Assi Rose

Tetris Theme

Quick Notation Technique (QNT)

QNT









Accordion arrangement © 2026 Assi Rose. All rights reserved.
Original composition by Ángel G. Villoldo (Public Domain).
www.quicknotations.com

Tetris Theme

Page 2



Accordion arrangement © 2026 Assi Rose. All rights reserved.
Original composition by Ángel G. Villoldo (Public Domain).
www.quicknotations.com

About QNT, Assi Rose Methods

QNT (Quick Notation Technique) is designed for a fast and intuitive learning experience, delivering immediate results even for those who have yet to read standard music notation.

- Rhythm patterns help you maintain a steady beat.
- Chord charts support composition and improvisation studies.
- Right-hand fingering suggestions improve finger technique.

Right hand note names:

Do = Standard note of 'Do' (also known as C)

$\overline{\text{D}}$o = (With line above) higher Octave note of 'Do

$\underline{\text{S}}$i = (With line bellow) lower Octave note of 'Si''

Left hand chart:

The black dot symbol represents a bass button, while the "X" symbol indicates the specified chord: Major chord or Minor chord.
For example:

- On a C chord, the black dot marks the C bass button
- The X marks the C major button

The QNT system is easy to read and visually clear. Its neat layout of musical lines and chord progressions helps you grasp the song's structure, aiding both memorization and improvisation.

If it's your first time seeing the Do-Re-Mi symbols, here's how they correspond to the ABC notation:
Do = C, Re = D, Mi = E, Fa = F, Sol = G, La = A, Si = B.

Wishing you a joyful, smooth, and fast learning experience!
For more information or questions, visit: www.quicknotations.com
For online tutorials with Assi visit: www.assirose.com.

Keep Playing

May your fingers always find the right keys,

may each melody bring a smile,

and may music continue to fill your days with joy.

— keep playing, keep learning,

and keep the music alive.

Assi