

The Herbal Body Reset: 30 Days to Natural Weight Loss & Toning — Without Exercise



By Colleen S. Jones

Author of “The Natural Healing Compendium”

Introduction: The Herbal Path to a Healthier You

Welcome to The Herbal Body Reset, a gentle but powerful 30-day plan to help you shed excess weight, tone your body naturally, and regain balance — all without strenuous exercise.

This program is based on centuries-old herbal wisdom combined with modern nutrition insights. You'll work with nature, not against it — nourishing your body, releasing toxins, and restoring natural vitality.

Each week builds upon the last, guiding your system from detox to fat burning and finally to sustainable toning.

Your tools are simple: herbal teas, cleansing foods, balanced meals, and a calm, focused mindset.

How Herbal Weight Loss Works

Herbs support your body in subtle, powerful ways.

- Cleansing herbs like **dandelion** and **burdock root** flush toxins and excess water.
- Thermogenic herbs such as **ginger** and **cayenne** boost metabolism.
- Balancing herbs like **moringa** and **cinnamon** stabilize blood sugar.
- Digestive herbs such as **mint**, **fennel**, and **lemon balm** aid nutrient absorption.

When combined with light, clean foods and hydration, these herbs help the body reset its natural weight and energy balance.

The 7 Key Herbs for Fat Burning & Toning

- 1. *Green Tea – Increases metabolism and supports fat oxidation.***



Green Tea

- 2. *Dandelion Root – Natural diuretic and liver cleanser.***



Dandelion Root

3. Ginger – Improves digestion, boosts circulation, and burns fat.



Ginger

4. Moringa – Provides protein, calcium, and iron while curbing appetite.



Moringa powder

5. Cinnamon – Regulates blood sugar and reduces cravings.



Cinnamon

6. Cayenne Pepper – Enhances thermogenesis for faster calorie burn.



Cayenne Pepper

7. Lemon Balm – Calms stress-related eating and aids digestion.



Lemon Balm

Use these throughout your 30-day journey — as teas, tonics, or meal flavorings.



Your 30-Day Herbal Body Reset Plan

This plan is divided into four weekly themes that gently transition your body from cleansing to sustainable toning.

Week 1: Detox & Cleanse

Goal: Flush toxins, reduce bloating, and reset digestion.

Guidelines:

- Start each morning with **warm lemon water** and a **pinch of cayenne**.



Water, lemons and Cayenne powder

- Drink at least **2 liters of water** daily.



Water

- Avoid refined sugar, fried foods, and processed snacks.



Burger, fries & tomato sauce

- Eat light meals: **steamed veggies, fruit bowls, clear soups, herbal teas.**



(Clockwise) Steamed vegetables, fruit bowl, herbal tea & clear soup

Sample Daily Plan:

Morning: Lemon-Cayenne Detox Drink



Water, lemon & cayenne

Snack: Apple slices with cinnamon



Apple slices with cinnamon

Lunch: Green soup (spinach, parsley, zucchini, garlic)



Green soup made with spinach, parsley, zucchini & garlic

Dinner: Steamed vegetables with ginger dressing



Steamed vegetables with ginger dressing

Evening: Dandelion Root Tea



Dandelion Root tea

Herbal Recipe of the Week:

Detox Flush Tea

- 1 tsp dandelion root
- ½ tsp ginger
- 1 tsp lemon juice
- 1 cup hot water

Steep 5–10 minutes and drink twice daily.



(Clockwise) lemons, lemon & ginger, water and dandelion

Week 2: Balance & Nourish

Goal: Replenish nutrients and balance hormones for continued fat loss.

Guidelines:

- Add protein-rich plant foods: **moringa powder, lentils, chickpeas, eggs, fish** (optional).



moringa powder, lentils, chickpeas and boiled eggs

- Include healthy fats: **avocado, olive oil, nuts.**



Avocado, olive oil & nuts

- Keep sugar and refined carbs low.



Burger, fries and soda

Sample Daily Plan:

Morning: Moringa Smoothie (moringa powder + banana + almond milk)



Moringa Smoothie made with moringa powder, banana & almond milk

Snack: Green tea and cucumber slices




Green tea with cucumber slices

Lunch: Quinoa bowl with lentils, tomatoes, olive oil, and herbs



Quinoa bowl of lentils, tomatoes, olive oil & herbs

Dinner: Light grilled fish or chickpea salad



Light grilled fish AND chickpea salad

Evening: Lemon balm or chamomile tea



Chamomile tea

Herbal Recipe of the Week:

Hormone Harmony Tea

- 1 tsp moringa
- ½ tsp cinnamon
- 1 tsp mint leaves
- 1 cup hot water

Steep 7 minutes, drink mid-afternoon.



(Clockwise) Moringa powder, cinnamon, water & mint leaves

Week 3: Burn & Tone

Goal: Accelerate fat burning and improve tone through metabolism-boosting herbs.

Guidelines:

- Add thermogenic herbs like **cayenne**, **ginger**, and **cinnamon** to meals.



Cayenne, ginger and cinnamon

- Focus on smaller, frequent meals every 3–4 hours.



Clear soup

- Stay hydrated with **herbal infusions** and infused water.



Herbal infusion

Sample Daily Plan:

Morning: Ginger-Cayenne Metabolism Tonic



Ginger and Cayenne

Snack: Herbal tea and a handful of almonds



Herbal tea & almonds

Lunch: Steamed vegetables with spiced lentil stew



Steamed vegetables with spiced lentil stew

Dinner: Stir-fry with **tofu, **cayenne**, and **moringa leaves****



Stir-fry with tofu, cayenne and moringa leaves

Evening: Green tea



Green tea

Herbal Recipe of the Week:

Metabolic Booster Tonic

- ½ tsp cayenne
- ½ tsp grated ginger
- 1 tsp lemon juice
- 1 tsp honey (optional)
- 1 cup warm water

Drink once daily before lunch.



(Clockwise) Cayenne, lemons, ginger, honey. Water(center)

Week 4: Sustain & Glow

Goal: Maintain results, enhance skin tone, and build inner balance.


Guidelines:

- Continue **herbal teas** twice daily.



Herbal tea

- Reintroduce moderate portions of complex carbs (**sweet potatoes, oats**).



Sweet potatoes & oats

- Practice mindful eating — stop at 80% fullness.
- Reflect on your progress and celebrate your renewed energy.


Sample Daily Plan:

Morning: Herbal Glow Tea (green tea + mint + lemon)



Green tea, mint & lemon

Snack: Mixed berries



Mixed berries

Lunch: Brown rice with sautéed greens and garlic



Brown rice with sautéed greens & garlic

Dinner: Vegetable soup with moringa or turmeric



Vegetable soup with turmeric

Evening: Dandelion or chamomile tea



Dandelion tea & Chamomile tea

Herbal Recipe of the Week:

Glow & Balance Tea

- 1 tsp green tea
- 1 tsp lemon balm
- ½ tsp moringa
- 1 slice lemon

Steep 5 minutes and sip slowly.



(Clockwise) Green tea, lemon balm, lemon & moringa

Mindset & Affirmations

Weight loss is not just physical — it’s an emotional and spiritual renewal.

Each morning, speak these aloud:

1. **“My body is healing and becoming lighter each day.”**
2. **“I honor my body by feeding it what it truly needs.”**
3. **“Herbal healing restores my natural balance.”**
4. **“I am glowing, confident, and healthy.”**

End each day with gratitude — your body listens.

Safety & Tips

Always consult a health professional if pregnant, nursing, or on medication.

- Choose organic herbs whenever possible.
 - Avoid over-sweetening herbal drinks.
 - Rest, hydrate, and allow your body to adapt naturally.
-

After the 30 Days

You'll notice clearer skin, lighter digestion, reduced bloating, and more consistent energy.

Continue drinking herbal teas daily and follow your body's hunger cues.

This is not a quick fix — it's a lifestyle of gentle healing.

Continue Your Herbal Journey

If you loved this guide, explore the complete collection of 300+ herbal remedies in:

 The Natural Healing Compendium

→ <https://payhip.com/b/8FYlv>

or purchase securely via PayPal:

→ <https://www.paypal.com/ncp/payment/G86G4EPEMV>

Colleen S. Jones

Herbal Wellness Author & Natural Living Enthusiast

Author of “The Natural Healing Compendium”
