


# THANK YOU FOR YOUR PURCHASE



## PLEASE READ THIS FIRST!

THANK YOU SO MUCH FOR GETTING THE CANVA CRASH COURSE!

**BEFORE YOU BEGIN, PLEASE READ THIS WHOLE PDF. EVERYTHING YOU NEED IS INSIDE: LINKS, STEPS, AND SIMPLE INSTRUCTIONS.**

You will find a link to open your **Canva Crash Course**.  
Just click it and the course will open in Canva.  
You can edit it, change the colors, add your branding, and make it your own.  
You only need a free Canva account to start.

All your bonuses are also inside this PDF.  
Each one has an easy link so you can open everything in seconds.

You'll also see mockup templates you can use to promote your course.  
Open them, add your cover, and post, super simple!

If you ever need help, I'm here for you.  
Just email me at [sara@socialbrandcreatives.com](mailto:sara@socialbrandcreatives.com)

You got this ❤️

*Sara*

*BrandCreatives.*

# Canva CRASH COURSE

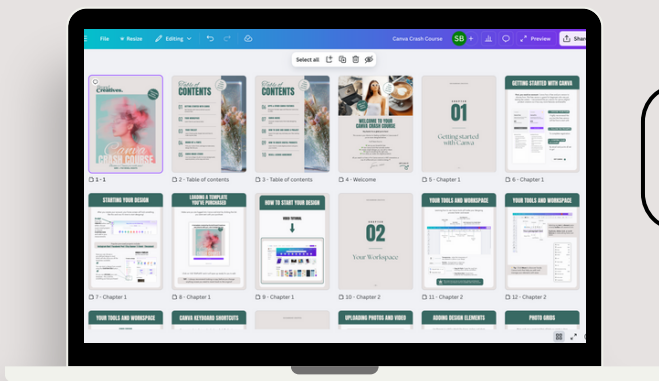
## WELCOME TO YOUR CANVA CRASH COURSE!



Hey! I'm so glad you're here!

This course is made for beginners who want to learn Canva fast without feeling confused or overwhelmed.

It's here to help you create clean, professional designs for your business, your content, and your digital products. Everything is step-by-step and easy to follow, even if you've never used Canva before.



Click here to open your course

[OPEN YOUR CANVA CRASH COURSE](#)

Log into Canva on your browser, click the link to open the course then click "Use template".

You only need a **free Canva account** to use the course. If you already have one, you're all set. If not, you can make one in a few seconds.

[CREATE A FREE CANVA ACCOUNT](#)

Click here to create your Canva account

This PDF has all the links you need to open your course and all your bonuses. Just click, open, and start designing at your own pace.

If you ever have questions, I'm always here to help 🧡



BrandCreatives.

# Canva CRASH COURSE

## HOW TO ACCESS YOUR CANVA CRASH COURSE

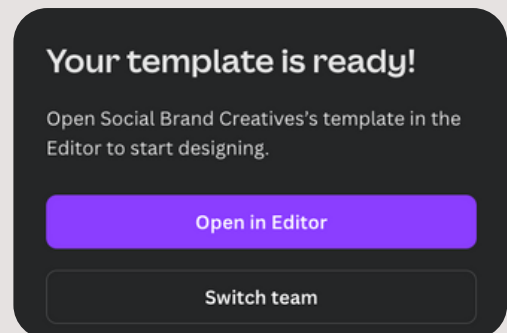
### 1. CLICK THE LINK BELOW TO OPEN YOUR COURSE

[OPEN YOUR CANVA CRASH COURSE](#)

### 2. OPEN THE COURSE IN CANVA



Click on "View template"



Click on "Open in Editor"

### INSIDE YOU WILL FIND

- Step-by-step **video tutorials** (1.5 hours) that make Canva feel easy and clear
- An **85-page editable guide** with all the important **Canva tools, features, and simple hacks**
- Everything you need to create clean, professional designs, even if you've never designed anything before

# Canva CRASH COURSE

## YOUR BONUSES



### 50 DIGITAL PRODUCT IDEAS (YOU CAN CREATE & SELL IN 2026)

A fully updated list of profitable product ideas you can start today. Great if you want to make passive income but don't know what to create yet.

[GET THE FREE GUIDE](#)

*Click here to download your guide*

### CANVA FONT PAIRING GUIDE



Your shortcut to clean, aesthetic, modern font combos. Helps you: Make your designs look expensive, stay consistent with your brand and stop guessing which fonts match

[GET THE FREE GUIDE](#)

*Click here to download your guide*



### 10 INSTAGRAM CAROUSEL TEMPLATES (74 POSTS TOTAL)

Done for you carousel layouts for educational, storytelling, or promotional posts. Helps you: Post more valuable content, grow your audience and look professional instantly.

[GET YOUR FREE CAROUSELS](#)

*Click here to download your templates*

# Canva CRASH COURSE

## YOUR BONUSES



### 70 IG POSTS & 70 IG STORIES - BUSINESS EDITION

Simple, clean posts & stories that work for any niche. Helps you: Stay consistent with daily content, build a strong visual brand and boost story views & clicks.

[GET THE FREE POSTS](#)

[GET THE FREE STORIES](#)

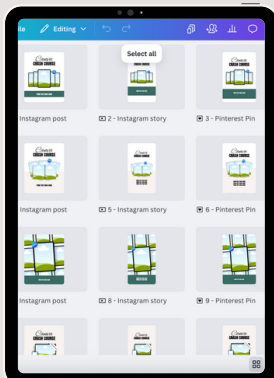


### EBOOK TEMPLATE (58 PAGES)

A full, ready-to-edit ebook you can turn into a product or a lead magnet. Helps you: Create ebooks fast, sell a high-value product or grow your email list.

[GET THE FREE EBOOK TEMPLATE](#)

*Click here to download your template*



### MOCKUP TEMPLATES (TO PROMOTE YOUR CANVA CRASH COURSE)

15 mockup templates to help you promote your product. In Instagram posts, reel/stories and Pinterest.

[GET YOUR FREE MOCKUPS](#)

*Click here to download your mockups*

# PLR/MRR LICENSE

## PLEASE READ CAREFULLY

When you purchase this product, you receive Private Label Rights (PLR) and Master Resell Rights (MRR) for the **Canva Crash Course only**.

This means you are allowed to:

- Resell the Canva Crash Course for 100% profit as is\*
- Edit, redesign, and customize the Canva Crash Course
- Add your own branding and name as the creator
- Include it inside a course, digital bundle, or membership
- Use parts of the content to create videos, trainings, or other formats
- Offer the Canva Crash Course as a paid product or a free lead magnet
- Change the cover, layout, text, or structure
- Break the course into smaller sections
- Add or remove content to fit your brand
- Create your own sales page and promotional graphics
- **Sell or transfer the PLR license for the Canva Crash Course only**

**PLR/MRR rights apply only to the Canva Crash Course template. All included bonuses are for personal and business use only, and cannot be resold, given away, or shared as editable files.**

**\*I SUGGEST EDITING AT LEAST THE COVER PAGE**