

Christmas Craft Workshop




Wreath Design Worksheet

Design the perfect wreath by adding your favorite decorations. Use candy canes, ribbons, and a little sparkle.




DIY Ornament Design

Create your very own ornament! Draw it, color it, and make it as magical as your Christmas tree.



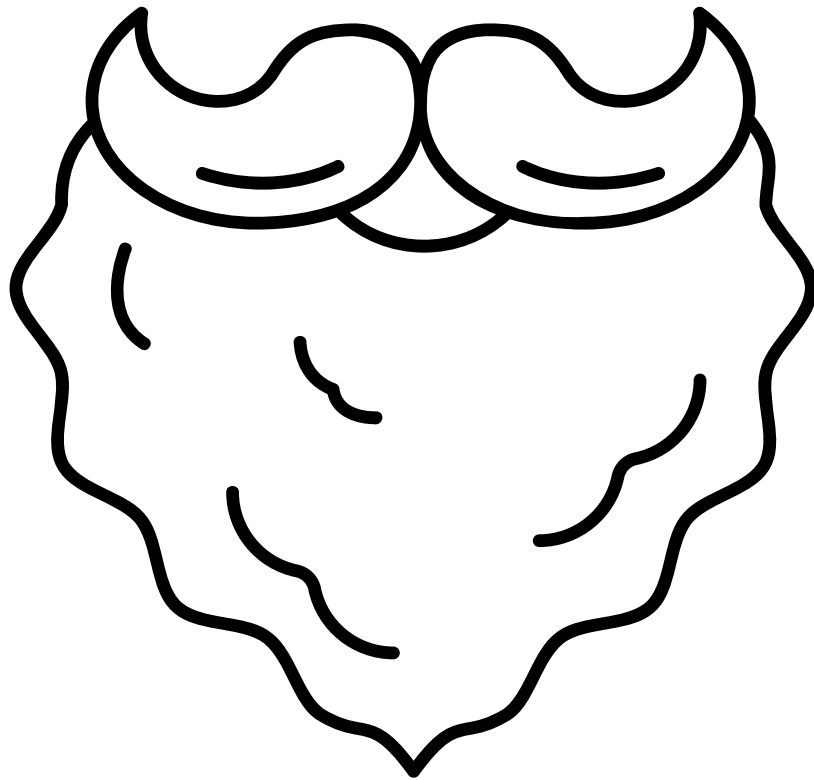
Decorate the Christmas Tree

Use crayons, markers, or craft supplies to decorate your tree with ornaments, lights, and a shining star on top. Add presents underneath or even your family's names on the tags to make it your own.



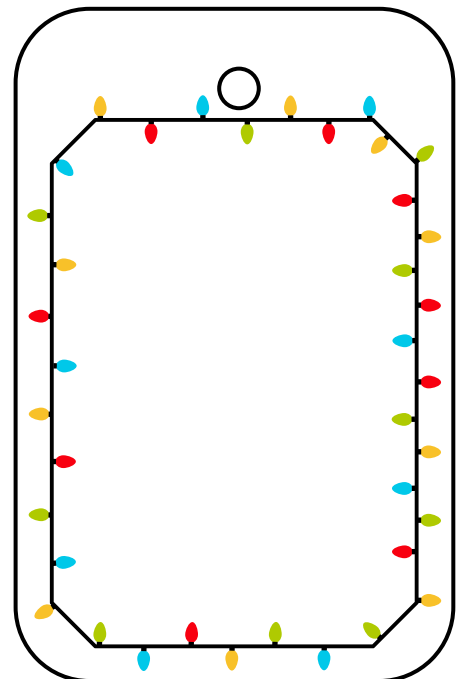
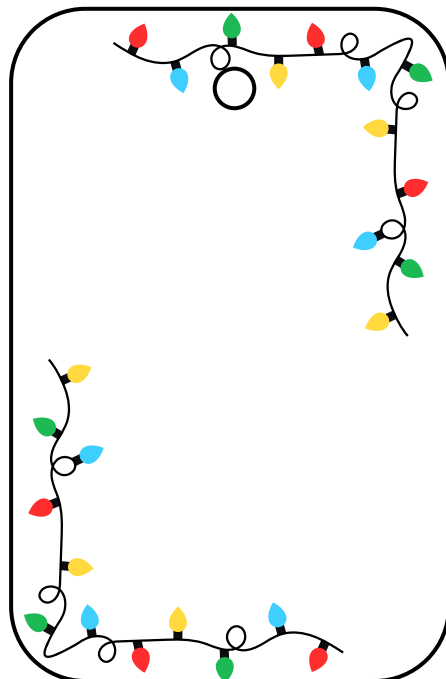
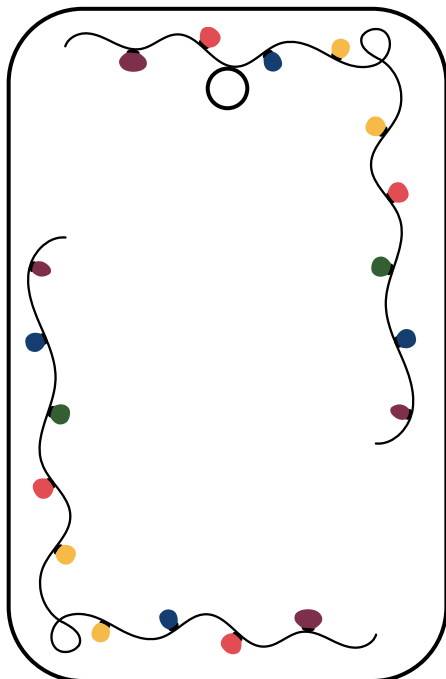
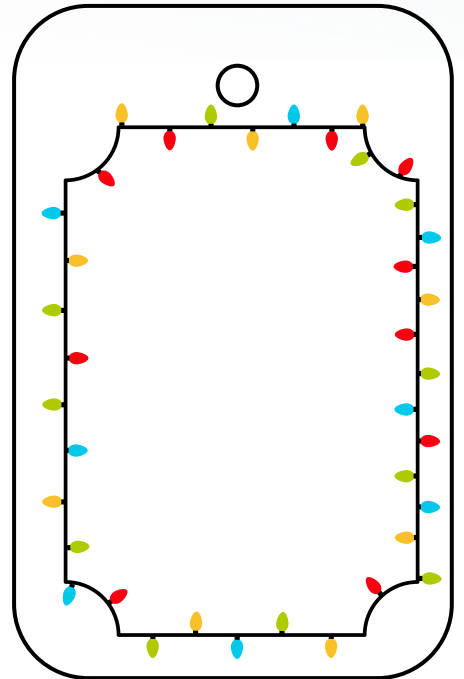


Finish Santa's Face

Draw the rest of his face and hat to help him look his jolliest. Don't forget his rosy cheeks, kind eyes, and that famous red cap. Extra points for adding sparkle to his beard!



Wishes for the World

Draw or write a wish you have for the world this Christmas — kindness, joy, or love. Hang your cards on the tree or tape them near your Magic Candy Cane to send your wishes straight to the North Pole.



Acts of Kindness Cards

Create small cards with kind messages or drawings and leave them for people to find — a teacher, a neighbor, or someone who could use a smile. Even tiny cards can make a big difference when they're filled with kindness.

Merry
Christmas

