

Protect Yourself Online



A few simple steps can keep your personal data safe.

Every day, hackers, trackers, and even some apps try to access your personal information without your consent. Public Wi-Fi networks, unsecure websites, and careless online habits make you an easy target.

But online privacy isn't only about hiding — it's about **protecting your identity, money, and peace of mind.**


- Your identity stays safe from fraud
- Your financial details aren't exposed
- Your personal life stays... personal

Even simple changes, like using a VPN, strong passwords, and safe browsing habits, can dramatically reduce your risk.

Quick Tip: Your devices are like windows to your life. Closing the blinds (with privacy tools) makes it much harder for intruders to peek inside.

This guide contains affiliate links. Should you choose to purchase through them, we may earn a commission — at no extra cost to you.

What is a VPN? Why You Need One



A VPN (Virtual Private Network) hides your online activity and encrypts your connection.

Imagine walking through a shopping centre with a giant name tag showing your home address, what you just bought, and which shop you're visiting next. That's what browsing without a VPN looks like to advertisers, hackers, and even your internet provider.

A VPN (Virtual Private Network) protects you by:

- **Encrypting your connection** – keeps your logins, bank details, and personal info safe (even on public Wi-Fi).
- **Hiding your location** – websites and advertisers can't easily follow or profile you.
- **Unlocking content worldwide** – safely access shows, news, or services that are restricted in your country.

How it works: A VPN routes your traffic through a secure server, hiding your real IP address. To outsiders, your activity looks anonymous.

Quick Tip: Always turn on your VPN when using public Wi-Fi, travelling abroad, or accessing sensitive accounts like email or banking.

A blue banner for NordVPN. On the left is the NordVPN logo, which consists of a white mountain peak inside a white circle, with the text 'NordVPN' below it. To the right of the logo is the text 'Protect your digital life from cyberthreats' in white. Further right is a circular image of a hand holding a smartphone displaying a VPN interface. On the far right is a green rounded rectangular button with the text 'Get NordVPN' in white.

Protect Your Accounts



Strong passwords are your first line of defence.

Weak or reused passwords are the easiest way for hackers to break into your accounts. Here's how to lock them out:

- Use a unique password for every account
- Mix letters, numbers, and symbols
- Change them regularly (especially for email and banking)
- Store them securely in a **password manager**


Quick Tip: Turn on two-factor authentication (2FA) wherever possible. *Even if a hacker guesses your password, they'll still need your phone or another code to get in.*

Quick Checklist:

- Create a unique password for all accounts.
- Add 2FA wherever you can.
- Use a password manager to remember everything securely.

Password-sick?
Get 53% off



 NordPass®

Get NordPass Premium

Extra Steps to Stay Protected



Small habits make a big difference.

Privacy isn't just about tools — it's about habits. Here are a few that make a huge impact:

- **Browser settings:** Disable tracking and use private browsing.
- **Public Wi-Fi caution:** Never do banking or shopping without a VPN.
- **App permissions:** Only allow access to what's truly needed.
- **Software updates:** Always install the latest updates to patch security holes.
- **Email caution:** Don't click unknown links or attachments.
- **Online Shopping:** Use a single use credit card. (If your bank provides such a service)

Quick Tip: Think of privacy like brushing your teeth — small daily habits prevent big long-term problems.



**Fast VPN for
unlimited devices**

Get VPN

Take Your Privacy Further



Simple tools can make a huge difference.

You now know the basics of protecting your privacy: VPNs, strong passwords, safe browsing, and small daily habits.


Next steps to level up your security:

- Install a **trusted VPN** on all your devices
- Start using a **password manager** for hassle-free logins
- Keep learning — follow [VPN QuickTips](#) for easy guides and tips

Your Action Plan:

Don't just read — **Act**. Each step you take today makes you safer tomorrow.



 Maximize your savings!

Enjoy **75% off + 3 Extra months**

Limited time offer, act now!

Get this deal →