

Creaturekeepers Field Training

Fairy Keeper **FIELD GUIDE**



By Gemma Hart

Copyright © 2025 Gemma Lucia Hart
All rights reserved

No part of this book may be reproduced, stored in a retrieval system, or transmitted in any form or by any means—electronic, mechanical, photocopying, recording, or otherwise—without the prior written permission of the publisher, except for brief quotations used in reviews or scholarly works.

This is a work of fiction. Names, characters, creatures, and events are the product of the author’s imagination, inspired by folklore, wonder, and the whisperings of the forest. Any resemblance to actual persons (magical or otherwise), living or extinct, is purely coincidental—or enchantingly mysterious.

Published by Storywalks Studio
www.storywalks.com.au

Cover illustration and interior artwork by Gemma Lucia Hart
Book design by Storywalks Studio

ISBN Print: 979-8-8983245-9-9
ISBN Ebook(pdf): 978-1-7641514-0-5

First Edition: June 2025
Printed in Australia

For more magical adventures, visit:
www.storywalks.com.au

Select illustrations in this book were crafted using a blend of digital artistry and AI-assisted tools, then lovingly refined by hand to preserve the heart and magic of the Creaturekeepers world

For all the
Grandmothers in the world -
who bring us such wonder
and delight in our childhoods.

We never forget x

ABOUT THE GUIDE



Welcome to the Creature Keepers family. My name is Dr Patricia McAllister and I am the head grandmother of the Society of Creature Keepers (SOCK), a society whose solemn duty is to protect the world of magic and keep magic alive for future generations.

If you are reading this guide it means that a special grown-up close to you believes that you would be a kind and loyal protector of all creatures, including magical ones. This must be true, as this field guide is enchanted, and can only be read by those for those with a very kind and caring heart.

Within this guide you will get to learn about the Common Fairies, how to distinguish Fairies from other Fairy folk, delve into their habitat and behaviours, and learn tips for observing and tracking Fairies in the wild. You will also be able to find evidence of Fairies for yourself and learn about how to protect the Fairies that live close to you. May the magic always find you,



Dr McAllister

A JUNIOR KEEPERS PERSPECTIVE



My name is Darcy McAllister and I'm a Junior Creature Keeper. My journey started a year ago when me and mum moved to the village of Creepy Cove to live with my Nan. I always thought my Nan (Dr Pat McAllister), was a vet for the local villages, but boy was I wrong!

It turned out that Nan is a Doctor of Thaumatology (that's a big fancy word for the study of magic) and she's not really a vet at all, but a Doctor for magical creatures.

Can you imagine my shock when I discovered that Fairies, Dragons, Unicorns and the like are not only real, they visit my Nan at her surgery every day of the week!

Since that day, I have been helping Nan to update her field guides, and write a junior version, so that kids like me, who want to protect magical creatures, can learn exactly how to do it. I hope you'll join the cause and want to be a Creature Keeper too.

xoxo *Darcy*



✨ Want to receive secret magical dispatches—delivered straight from the hidden world of mythical creatures?



The **Keeper Chronicle** is a FREE enchanted newsletter for young explorers and the grown-ups who believe in wonder. Each edition arrives like a secret scroll from Keeper Headquarters, filled with:

- 🌿 Whispers of magical news from the field
- 🔦 A spotlight on one mysterious creature each month
- 🧪 Potion recipes and simple spells to try at home
- 🌲 Keeper training challenges rooted in nature and mindfulness
- 🕯️ Traditions, celebrations, curiosities, and more!

From dragon sightings and brownie etiquette to goblin swap rituals and unicorn tracking missions—this isn't just a newsletter, it's a doorway to another world.

Ready to receive your magical mail?

Sign up at storywalks.com.au and let the magic begin.



Table of CONTENTS



1

DESCRIPTION

Learn what Fairies look like in the field.

2

HISTORY & HABITAT

Learn about their history, and common habitats

3

FAIRY BEHAVIOUR

Learn some interesting fairy behaviours and how they go about their day

4

TRACKING & APPROACHING

Learn what signs to look out for

5

CARE & CONSERVATION

The importance of conservation efforts and some fairy first aid





Fairy DESCRIPTION

Perhaps the most obvious thing to point out about Fairies is their small size. Fairies look very much like humans, but only reach heights of about 15cm tall.

This is about the same height as a jar of pickles. Interestingly, fairies are quite fond of pickles and consider them a great delicacy. I often take pickles on picnics so that I can leave one as a gift if I sense that there are fairies about.

As well as being quite small, fairies are also very willowy and fine featured, with skinny legs and arms.

In fact, many a fairy has been mistaken for an insect in flight because of their willowy frame. and because of their flight attire.





FAIRY FLIGHT ATTIRE

A fairies flight attire consists of special helmets that often have fake eyes and antennae on them to make them look like insects in flight.

Their costumes are a clever way to prevent them from being discovered by humans.

Unfortunately, looking like insects can also make birds think that Fairies are a tasty snack.



“If you want to discover magic, you have to learn to be still and just notice the world”

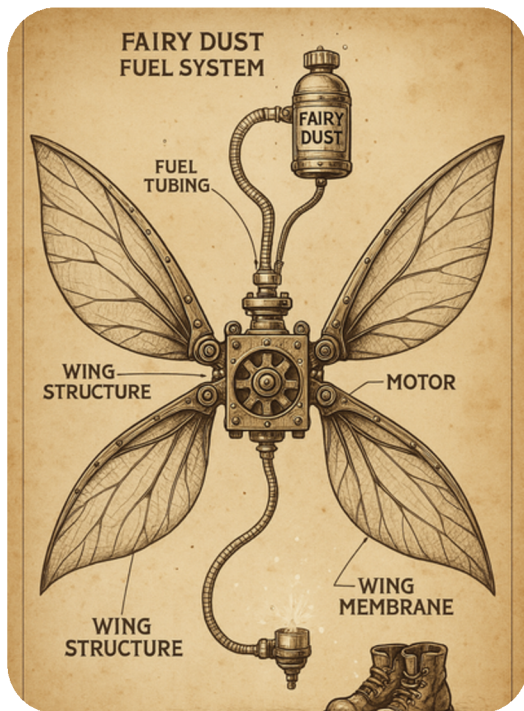
– Dr. McAllister

Aside from dodging the beaks of birds, Fairies face many other dangers in the wild.

This is especially true if you are a Tooth fairy. Tooth fairies have a very hazardous job that requires them to fly in the dark, fly in all types of wild weather, and navigate the attentions of household pets like cats and dogs.

For the most part pets are very friendly – they just don't realise their own strength
Consequently, if you are up at night, and happen to notice an insect like creature wearing a bandage, you have probably spotted a Tooth Fairy in disguise.
Well done.





All Fairies can fly, and this gives them a great advantage in their forest habitats.

Fairies can have all manner of wings, and often change wing styles throughout their lives.

Their wings could be large and billowy like a butterfly's, or long and agile like a dragonfly's.

It really depends on the particular fairy, the way they like to fly and how fast they like to go.

For example, Tooth Fairies often have to cover vast distances in a single night, so they have very fast wings. On the other hand, flower fairies, who like to collect nectar for their troop, often have large billowing wings that allow them to drift slowly from flower to flower.

KEEPER TIP

Fairies actually use mechanical wings which are powered by fairy dust. If other fairy folk like Pixies found out about this there would probably be a Fairy war. DO NOT leave this book lying around where a Pixie might read it.



Fairy

HISTORY & HABITAT

Fairies have been around for many thousands of years. Humans don't actually know how long Fairies have existed, but in Fairy lore it is recorded that Fairies came into existence with the very first trees. Given that Fairies are so connected to trees we think that this is entirely possible. It also means that fairies must have been around even before the dinosaurs were.



Unfortunately we don't have any fossil evidence of this. Perhaps because Fairies don't leave bones like non-magical folk, but simply fade away when it is their time, to become part of what they call 'The Weaving'.



THE WEAVING

Fairies have a very intricate belief system to make sense of the world around them that they call 'The Weaving'. Their idea of the Weaving is that the whole world is made of a web of invisible threads that connect everything and everyone together.

Fairies believe that everything is made up of these invisible threads. If you look at things on a microscopic level there does seem to be some truth to this idea.

Fairies have very much mastered the Weaving and can feel what is going on in the world due to tingling feelings in their ear-tips. Fairies tell us that their ear tips are sensitive to changes in the threads of the Weaving .

While humans have senses like sight, sound, and touch. Fairies have sight, sound, touch and ear-tingling. A Fairies belief in the Weaving shapes the way they do things in the world and ensures that they always look after it.






IT'S NOT KNOWN WHICH PART OF THE WORLD FAIRIES FIRST CAME FROM...

... but they have certainly spread across the globe. For a time, Fairies and humans co-existed quite peacefully, and while they had very different ideas on things like time, work and play, humans were respectful

KEEPER TIP

Before you enter Fairy territory, always ask permission. Fairies appreciate politeness



of Fairy territory and would always ask permission to enter. Unfortunately, many, many centuries ago, something disastrous started happening.

A handful of humans decided that, instead of belonging to the land, that the land belonged to them.



THE KEEPER CODE

I vow to guard both great
and small,
The hidden folk, the wild,
and all.
With gentle hands and
watchful eyes,
I'll honour nature's truth
and ties.

I'LL LEAVE NO TRACE, WHERE MAGIC PLAYS

Protecting lands through all
my days.
With heart and courage,
kind and true,
I'll share the wonder — old
and new.
So let this Keeper's
promise be,
A bond of trust — 'tween
earth and me.

To any other creature, this idea seemed ridiculous. But unfortunately the idea stuck. After that, those same humans started fencing the land and preventing other humans and all manner of creatures, from accessing it. Fairies, humans and many other creatures had to find other places to live, far away from where they belonged.

YOU BELONG TO THE LAND

Today, there are still humans that know that they belong to the land. Some of these are members of the Creature keepers, and they seek to protect the remaining habitats of Fairies and other Creatures.



A Fairies main habitat is the forest as Fairies are very closely connected to trees. So connected in fact, that each fairy has their own tree, and if this tree disappears, so does the Fairy that belongs to it.

Fairy Villages tend to be found in the oldest tree in the forest,

as these are the trees of the Grandmother Fairies and hold the most knowledge for future generations. A fairy will spend a lot of time with their particular tree, working to help the tree and all of its creatures stay healthy.

The Tree also provides for the Fairy

with nectar, fruits and nuts, water and various medicines that the tree will produce when needed. Being day creatures, fairies will head home to the



Grandmother tree at night, where their Fairy villages are located. Another vital ingredient Fairies need for survival is the presence of magic. Any place that Fairies live has to have a certain feel about it.

Humans can sense the magic in these places if they are still enough and pay attention.

In Europe, humans often call these places the 'Thin places', where the veil between the Fairy realm and our is the thinnest.



KEEPER TIP

To find a thin place you have to use your senses.

If you are in a forest, stop every now and again for 5 minutes and just listen, watch and feel..

You'll be surprised at how much magic you find



Fairy BEHAVIOURS

You will find that much of Fairy behaviour is influenced by their ability to fly.

For example, it is rare to see a fairy on the ground as they tend to flit around the small shrubs and trees of a forest. They have no need to walk anywhere as they can fly. So you will not find ladders or steps to fairy dwellings, as fairies can just fly from one address to another. Because of their ability to fly fairies are often very zippy.

KEEPER TIP

You will find it hard to make out fairy trails on the ground, as fairies don't use trails or roads like humans do, but instead have their highways up in the air. They do mark these highways on leaves, and on the branches of trees and shrubs – so when you're out in the field, don't look on the ground for signs – look up. And pay attention to markings on leaves and branches.



FAIRIES MOVE AROUND QUITE FAST AND ARE VERY AGILE IN THE AIR,



... but extremely clumsy on land. In fact fairies can become quite disorientated when on the ground because everything looks rather different when they are not looking down on it all. Fairies are known for

KEEPER TIP

Don't follow the sounds of music or tinkling in a forest as it is an attempt to keep you away



their playful nature and are often depicted as engaging in games and pranks.

There are many stories of humans hearing music in the forest and following the delightful sounds, only to find themselves terribly lost and realizing that the Fairies have played a trick on them.



COLLECTOR GUILD

Collectors guilds work towards collecting children's teeth to produce a special kind of fairy dust. This particular fairy dust is considered to be one of the most powerful types of dust

A SPECIAL INGREDIENT


It is said that this dust is so powerful because it uses the imagination of children. This imagination is extremely powerful, and happens to be stored in children's teeth. This is why Tooth collectors take teeth.

In Fairy culture, it is considered very important to make time for play and connection with others, and most aspects of Fairy culture seem to be designed to support this. For example, Fairies don't really understand the human concept of work. If a Fairy engages in chores they will often do this together as a group (called a guild) and they will always devise some kind of game around the task.

GUILDS ARE SPECIFIC GROUPS OF FAIRIES

that work towards a common purpose in a playful manner. Some Guilds are focussed on making clothing (the Tailors Guild) or beautiful teapots and containers (the Potters guild).





A Fairy **VILLAGE & GUILDS**

A village can have many guilds in it, as every village needs things that each guild creates. Some guilds have more power than others in the Fairy realm, owing to the popularity of what they create.

The Collectors guild has a lot of power in the Fairy realm as nearly every magical creature in the Weaving uses fairy dust, and Collectors are known to make the best fairy dust in the business.

Guilds all have a group of elders that sit on the high Fairy council together with the Queen of the Fairies.

These elders, together with the Queen, make decisions and laws on what happens in the Fairy realm along with representatives from each village council.





Tracking and **APPROACHING**

While fairies are often depicted as elusive and difficult to see, there are ways to observe and track these mystical beings in the wild.

Whether you are interested in capturing a glimpse of a fairy for your own curiosity or wish to study these creatures in greater detail, there are several techniques and strategies that can help you in your quest.



1. Know the Habitat:

The first step to observing and tracking fairies is to understand their habitat. Knowing where to look can increase your chances of spotting them. If you are searching for fairies, look for areas with older trees, a water source, and a clearing close by. This is a good sign you are close to a fairy village.

2. Be Respectful:

Fairies are beings that are very connected with nature and the elements. As such, it is important to be respectful of their environment and avoid causing any damage.

If you go tramping about breaking twigs and stepping on flowers ...

you are more likely to scare fairies away, or make them very cross. Fairies may be more likely to reveal themselves to someone who shows respect and reverence for the natural world.

3. Look for Signs: Fairies often leave signs of their presence,

such as shapes made from twigs and flowers. They will also leave fairy rings where they have been dancing.




These could look like circles of flower petals, mushrooms or leaves placed on flat areas of grass.

Toadstools will often have dents in the top from fairies sitting on them, and if you find puddles, you might see little footprints at the edges.

Keep an eye out for these signs as you explore natural environments,

as they may indicate that fairies are nearby. Signs may also let you know if a Fairy approves of you in their habitat. If you have gone in respectfully, and are only looking to protect them, then ...



KEEPER TIP

Fairies can sense your intentions with tingling in their eartips. If they sense you have good intentions, they may attempt to communicate with you by leaving a sign or a gift



**FAIRIES WILL SENSE THIS AND
WILL LEAVE A FAIRY GIFT TO SAY
IT IS OK FOR YOU TO BE THERE.**

A Fairy gift could be an item like a tiny wand, or a picture made from leaves and twigs. You will know it when you see it. .

4. Listen for Sounds: Fairies are often associated with musical sounds,

KEEPER TIP

Always leave a gift for the Fairies. This could be a simple artwork using leaves and flowers, or a drop of honey on a leaf



such as tinkling bells or harp music. The tinkling sounds serve as a way to lure humans away from Fairy habitat.

For this reason it is important not to follow the sounds. Many a person has gotten themselves terribly lost by following the sounds made by Fairies.



5. Be Patient: Observing and tracking fairies requires patience and persistence.

Fairies are elusive creatures that may only reveal themselves to those who are very patient in their investigations. We recommend you spend some time in the field being very still and just watching and listening. It is very hard for humans to sit still for any length of time, but you will be surprised at what you discover if you do.

6. Use Special Techniques:

There are several techniques that can be used to increase your chances of observing and tracking fairies. One technique is to leave offerings for fairies, such as food or flowers, which may entice them to reveal themselves. It is also important to look up into the trees.





Brownies, Pixies and the like are ground dwelling creatures, but Fairies can fly, so keep an eye overhead. What may look like a bug at first may actually be a Fairy.

7. Quiet your mind. It is important to calm your mind and let all your worries out before you enter Fairy habitat. Fairies are closely connected to the weaving. They feel all the goings on in the weaving through their ear-tips and can feel human emotion through their ear-tips too. If you have a worry, or are sad or grumpy, this can be felt by the Fairies and will scare them away before you even get close.

Observing and tracking fairies can be a rewarding and fascinating experience. By understanding their habitat, being respectful, looking for signs, listening for sounds, being patient, and using special techniques, you may be able to catch a glimpse of a fairy in the wild or find evidence of their existence





Care and **CONSERVATION**

Common Ailments: Bumps and bruises.

The life of a Tooth Fairy can be very dangerous and holds a lot of risk. Tooth fairies travel long distances overnight, collecting teeth from many houses.

If it is windy, Fairies can be blown off course mid-flight, and bump into street signs, power poles or even houses, and then, when Fairies get inside, they can be pounced on by playful cats or swiped at with dogs waggy tails.

**CONSEQUENTLY, TOOTH
FAIRIES OFTEN COME HOME
WITH BUMPS AND BRUISES.**





FAIRIES HAVE THEIR OWN OINTMENTS FOR THIS SORT OF THING,

but if you have any bruise cream at home, and have a Tooth under your pillow, it doesn't hurt to place the tube of bruise cream next to your bed. This will tell the Tooth fairy that you are concerned for

KEEPER TIP

Leave a little letter for the Tooth Fairy, with space for them to write back. You may just get a response



their health and would like to help them.

Blisters.

Because fairies fly, they usually don't spend a lot of time on their feet, so their feet are often very soft. This often becomes a problem at celebrations as Fairies will dance for hours at a time.

There is many a Fairy that can be seen hobbling around after a celebration from blisters. Usually Fairies have ointments that help heal the blisters quickly, but some kind humans have been known to leave little felt slippers for fairies in case of just such a medical emergency and fairies have been fairy grateful.

Fairies suffer from ailments like humans

Common ailments include the Pixie flu and Dragon's breath. Pixie flu symptoms include a runny nose,



KEEPER TIP

You can make tiny fairy slippers with pieces of felt.

Leaving a pair of slippers in your back garden is a gift that is very well recieved by your local Fairies



aches and pains, and magical bloopers – where casting a spell will do the opposite of what was intended.

Dragons breath symptoms are basically spicy hiccups. A case of the hiccups that come with a pinch of chilli. While Fairies are usually considered very healthy creatures, ailments like the Pixie flu often arise when a Fairies magic has some type of blockage. Magic can be created with a hug, a smile, or sometimes even when seeing something beautiful. However, the flow of magic can also be blocked by feelings of fear or anger, frustration or stress. When these blocks happen, so does illness. Thankfully, Fairies often know just the thing to fix their magic.

It may sound like a very strange remedy, but to a Fairy, a cup of tea and slice of cake will often fix any ailment.

The study of this phenomenon suggests that if the Fairy feels rested and comforted, then their connection with magic is fully restored and they heal quite automatically.





CONSERVATION

Fairies are a beloved part of folklore and mythology, but they also play an important role in the natural world. As guardians of nature and the elements, fairies are closely tied to the health and well-being of the ecosystems they inhabit.

Because of this, it is important to take steps to protect and conserve fairy habitats, in order to ensure the survival of these enchanting creatures, and the forests they inhabit.

1. Protect Natural Habitats: One of the most important steps in fairy conservation is to protect natural habitats. This includes preserving forests, meadows, and other natural environments where fairies are known to live. It is also important to avoid damaging these habitats through activities such as logging, littering or pollution.

2. Avoid Disrupting Fairy Homes: Fairies are known to frequent places such as hollow trees, flowers, and mushrooms. When exploring natural environments, it is important to avoid



disrupting these structures, as it can change the delicate balance of the ecosystem and harm the fairies themselves.

3. Leave Offerings...

Leaving offerings for fairies can help to establish a positive relationship with these mystical beings and encourage them to remain in the area. Offerings can include food, trinkets, or other small gifts. But do ensure that you do not leave anything with a wrapper as fairies will think you are trying to leave rubbish in their forest.

4. Educate Others:

Educating others about the importance of fairy conservation can help to raise awareness and encourage people to take action.



5. Support Conservation Organizations: There are many organizations dedicated to the conservation of natural habitats and the protection of wildlife. Supporting these organizations can help to ensure that fairy habitats are protected and conserved for future generations.

By taking steps to protect natural habitats, and fairy homes, leaving offerings, educating others, and supporting conservation groups, we can work to ensure the survival of fairies and the ecosystems they inhabit. Through these efforts, we can continue to enjoy the magic and wonder of these mythical beings for years to come.

We sincerely hope you have enjoyed learning about Fairies with our Keeper guide.

To continue your training to be a Keeper, you can find guides on many magical creatures at storywalks.com.au

May the magic always find you,

Dr Pat McAllister & Darcy



✨ Step into the world of the Creature Detective Podcast — where magical creatures have stories to tell...



What if you could interview a fairy, a mountain dragon, or a mermaid?

Each episode of The Creature Detective Podcast invites young listeners deep into the secret world of the CreatureKeepers — where apprentice Keeper Darcy and her Nan, Dr McAllister uncover the hidden lives of mythical beings.

Through enchanted audio interviews, whispered field reports, and Keeper tips, children learn about:

🐉 The history and habits of dragons, trolls, and more

🧙♀️ How to protect magical creatures

🦉 Keeper codes, creature conservation, and field craft

Whether tucked under the covers or out exploring the wild, this is story-led listening that sparks imagination and brings magic to life.

🎧 Listen for free wherever you get your podcasts — just search for Creature Detective.

✨ For other field guides and Keeper training packs, visit storywalks.com.au and take your adventure further!