

SIDE HUSTLE STARTER BUNDLE

# GET YOUR AI TOGETHER

Because why do it yourself when you can politely ask a  
robot to help?

---

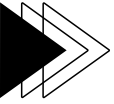
**Disclaimer:** This bundle is not responsible for any sudden entrepreneurial success or world domination resulting from its use. Enjoy responsibly!





# Why the Heck Am I Doing This?

## Clarity & Chaos Control Worksheet



### My “Oh Heck Yes!” Moments

- 1. What excites me most about this journey? (Tick all that apply)
  - Being my own boss
  - Making passive income while I sleep
  - Finally using those 37 Canva templates I downloaded
  - Other: \_\_\_\_\_

### My “Why Not?” Pep Talk

- Write yourself a quick pep talk for those days when you feel like burning it all down and starting a llama farm.
- 
- Example: ‘Girl, you didn’t come this far just to come this far. Put on some hype music and send that email!’
- 
- Your Pep Talk: \_\_\_\_\_

---

---

---

---

---

# Section 1

# AI Hustle

# Idea Generator

(With Prompt Templates)

AKA: How to have business ideas without pacing your living room like a stressed-out philosopher.

In this section, you'll:

- Discover profitable niche ideas without brainstorming yourself into an existential crisis.
- Get AI to run market research so you don't have to deep-dive through Reddit at 2 AM.
- Generate creative business ideas—even the weird ones that might just make you rich.
- Validate your ideas (because no one needs to launch a product that flops harder than your 2015 blog attempt).



# Instant Niche Finder Using AI (With Prompt Templates)

"This is where you let your brain throw a party. Write down every business idea—good, bad, and completely bonkers. No judgment. Llama-shaped candles? Write it down. Dog yoga classes? Go for it. You never know where genius hides!"



Copy these prompts directly into ChatGPT, Google Gemini, or Perplexity.ai. Let the AI do the thinking while you sip something caffeinated and pretend to be hard at work.



Pro Tip: If AI gives you boring or generic results, add this to your prompt:  
"Make these ideas more unique, highly creative, and weirdly profitable."





## Section 1: AI Hustle Idea Generator

### STEP 1

# Find your Niche

Copy these prompts directly into ChatGPT, Google Gemini, or Perplexity.ai.

- 2) What are 5 profitable micro-niches within [industry] that have low competition but high demand?

---

---

---

---

---

- 3) List trending digital products people are actively purchasing in [niche] on Etsy and Amazon.

---

---

---

---

---

---

## Section 1: AI Hustle Idea Generator

### STEP 1

# Find your Niche

Copy these prompts directly into ChatGPT, Google Gemini, or Perplexity.ai.

- 4) Based on current social media trends, what products or services are growing in popularity?

---

---

---

---

- 5) I have experience in [skill/industry]. What services or digital products can I sell online using this expertise?

---

---

---

---

---

## Section 1: AI Hustle Idea Generator



### STEP 2

# Dig Deeper for Untapped Ideas

- 6) Predict 5 future trends in the [niche] space that could be profitable over the next 12 months.

---

---

---

---

---

---

- 7) Suggest business ideas for people who want passive income but have only 5 hours per week to work

---

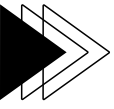
---

---

---

---

## Section 1: AI Hustle Idea Generator



### STEP 2

# Dig Deeper for Untapped Ideas

- 8) What are 5 common frustrations people face in [niche] that I could solve with a digital product?

---

---

---

---

---

---

- 9) I want to start a business with zero upfront investment. Give me 5 creative ideas that require no capital.

---

---

---

---

---



## Section 1: AI Hustle Idea Generator

# Customer Avatar Quick & Dirty Template

Time to meet your imaginary BFF—aka, the person who's going to buy your stuff. The clearer you are, the easier it is to sell. And no, 'everyone' is not a target audience (unless you're selling air).

Customer Avatar	Details
Name (make one up!)	
Age Range	
Where do they hang out online?	
What's keeping them up at night?	
What's their guilty pleasure?	
How can my product make their life better?	
Will they love a discount? (Trick question. Yes.)	

## Section 1: AI Hustle Idea Generator

# Customer Avatar Quick & Dirty Template 2

Time to meet your imaginary BFF—aka, the person who's going to buy your stuff. The clearer you are, the easier it is to sell. And no, 'everyone' is not a target audience (unless you're selling air).

Customer Avatar	Details
Name (make one up!)	
Age Range	
Where do they hang out online?	
What's keeping them up at night?	
What's their guilty pleasure?	
How can my product make their life better?	
Will they love a discount? (Trick question. Yes.)	

# AI-Powered Market Research Cheat Sheet

Let's be honest, market research is usually about as exciting as watching paint dry. But not today—today, you're outsourcing the snooping to your favorite AI assistant.



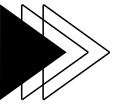
Copy these prompts directly into ChatGPT, Google Gemini, or Perplexity.ai. Let the AI do the thinking while you sip something caffeinated and pretend to be hard at work.



Pro Tip: If AI gives you boring or generic results, add this to your prompt:  
“Make these ideas more unique, highly creative, and weirdly profitable.”



## Section 1: AI Hustle Idea Generator



### STEP 1

# Competitor Intelligence (a.k.a. Light Stalking)

Where to Stalk for Free Research

Amazon Best Sellers (What's already selling?)

TikTok Trends (Search your niche hashtags)

Reddit Communities (What are people complaining about?)

Facebook Groups (What questions pop up again and again?)

Pinterest (What's trending visually?)

## Section 1: AI Hustle Idea Generator



### STEP 1

# Competitor Intelligence (a.k.a. Light Stalking)

- 1) Analyze the top 5 competitors in [niche]. What products do they sell, and how do they position their marketing?

---

---

---

---

---

---

---

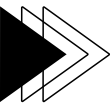
---

---

---

---

## Section 1: AI Hustle Idea Generator



### STEP 1

# Competitor Intelligence (a.k.a. Light Stalking)

- 2) Summarize the most common customer complaints about [product] on Amazon reviews and Reddit threads.

---

---

---

---

---

---

---

- 3) Identify content topics that perform best for [niche] on TikTok, Instagram, and YouTube.

---

---

---

---

---

---

---





## Section 1: AI Hustle Idea Generator




### STEP 2

# DIY Market Research Notes Template

Platform	What I Found (Top Products & Issues)	Can I Fill This Gap? (Y/N)
Amazon	Example: People hate how flimsy X is	
TikTok	Viral products include Y	
Reddit	Complaints about expensive options	
Competitor #1	Only offers basic digital templates	
Pinterest	Trending printables: meal planners	

# 50 AI PROMPTS TO SPARK WILDLY BRILLIANT BUSINESS IDEAS

These prompts are designed to nudge AI into becoming your over-enthusiastic business mentor—without the unsolicited life advice.



**DISCLAIMER:**  
THIS BUNDLE IS NOT RESPONSIBLE FOR ANY SUDDEN  
ENTREPRENEURIAL SUCCESS OR WORLD DOMINATION  
RESULTING FROM ITS USE. ENJOY RESPONSIBLY!

# 50 AI PROMPTS (1-10)


- “Give me a ridiculous but profitable business idea that actually works.”
- “What products could I create for people who hate [common problem]?”
- “Generate digital product ideas for busy mums who need their life together.”
- “If I had £100 to start a business, what would you recommend?”
- “How can I combine [interest 1] and [interest 2] into a side hustle?”
- “Suggest business ideas for introverts who don’t want to deal with people.”
- “Create ideas for subscription-based digital products.”
- “Give me profitable business ideas that don’t require showing my face online.”
- “Give me a weird but profitable business idea that involves [interest or skill].”
- “What is something people complain about daily that I could turn into a product or service?”



**Use the extra space to scribble your favorite ideas before AI convinces you to create a scented candle subscription box for cats.**

# 50 AI PROMPTS (11-20)

- “Suggest business ideas for people who love [hobby or interest] but want to avoid customer service drama.”
- “What low-effort, high-impact products can I sell to [specific audience]?”
- “Generate 5 business ideas I can launch using only free online tools.”
- “Create a list of seasonal side hustles that capitalize on upcoming holidays or events.”
- “What’s a premium version of [common product/service] I can sell for higher profits?”
- “List trending Etsy product ideas in [category] that have low competition.”
- “Give me 5 small digital products I can sell for under £10 but produce on repeat.”
- “What high-ticket digital product can I create in [niche] with minimal content creation?”
- “Suggest a business idea that combines AI technology with [industry].”
- “Create a business model that generates recurring income from a one-time digital product.”



**Write fast! AI's about to pitch you a business selling personalized breakup playlists to pigeons.**

# 50 AI PROMPTS (21-30)

- “List affiliate marketing niches that require minimal content creation but high commissions.”
- “What are emerging markets or industries where beginner entrepreneurs can succeed?”
- “Brainstorm community-based business ideas that operate entirely online.”
- “List 5 profitable online services I can provide without needing specialized qualifications.”
- “Suggest business ideas for introverts who thrive working alone.”
- “How can I monetize a hobby like [insert hobby] without turning it into ‘work’?”
- “Generate ideas for passive income using only digital downloads and templates.”
- “What are 5 underserved customer segments in [industry] I can target?”
- “Analyze current market gaps in [niche] where no good solutions exist yet.”
- “Suggest profitable spin-off products I can create from [existing product].”



**Make sure to brainstorm now—before AI tries to convince you that artisanal air is the next big thing.**

# 50 AI PROMPTS (31-40)

- “What trending subscription-based services can I replicate on a small scale?”
- “Which side hustle ideas are least impacted by economic downturns?”
- “List 5 future-proof business models for the next 5 years in [industry].”
- “Suggest quick product validation methods before investing time or money.”
- “How can I monetize my content on [platform] without selling a product directly?”
- “Generate a pricing strategy for [product] that maximizes perceived value.”
- “Create a cross-sell and upsell strategy for [type of product].”
- “What business ideas have both high profit margins and low customer complaints?”
- “Suggest a simple tripwire product I can offer to grow my email list and revenue.”
- “Which digital products have the highest repeat purchase rate?”



**Capture those thoughts before AI insists you launch an online course teaching goldfish mindfulness.**

# 50 AI PROMPTS (41-50)

- What side hustle ideas align with a flexible, low-stress lifestyle?”
- “Suggest income streams that require no customer-facing interaction at all.”
- “List businesses that can be run completely on autopilot after setup.”
- “How can I turn a one-time digital product into an evergreen revenue machine?”
- “What are scalable business ideas that require no team management?”
- “Suggest 5 businesses I can manage in under 5 hours per week.”
- “Brainstorm ways to monetize a personal blog or website passively.”
- “What business models can I build that continue generating revenue even while I’m on holiday?”
- “Suggest income streams ideal for people with inconsistent work energy (hello, executive dysfunction!).”
- “List side hustles that make me feel like a genius entrepreneur without burning out.”



**Jot down your best ideas before AI suggests you start a dating app for emotionally unavailable houseplants.**

# Is this Idea any Good?

## Validation checklist

Great ideas are one thing. Ideas that people will actually pay for? Now we're talking.



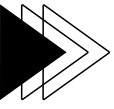
Copy these prompts directly into ChatGPT, Google Gemini, or Perplexity.ai. Let the AI do the thinking while you sip something caffeinated and pretend to be hard at work.



Pro Tip: If AI gives you boring or generic results, add this to your prompt:  
"Make these ideas more unique, highly creative, and weirdly profitable."




## Section 1: AI Hustle Idea Generator



### STEP 1

# Sanity Check – Ask AI

1. “Explain this business idea like I’m 5 years old.”
2. “List 3 reasons why this idea might fail, and how to avoid them.”
3. “How can I validate this idea with a simple Instagram poll or survey?”
4. “Would people still want this product or service in 2025? Why or why not?”
5. “Write a simple elevator pitch that makes this sound irresistible.”



## Section 1: AI Hustle Idea Generator



### STEP 2

# Gut Check (You Can't Outsource Everything)

- Is this solving a real problem that people talk about?
- Do people already spend money trying to solve this problem?
- Can I realistically create this with the resources I have right now?
- Will I still care about this idea when things get tough?
- And be honest... am I just doing this because it looks easy on TikTok?

Final Score:

4–5 Yes = 🏆 Go for it! You're onto something!

2–3 Yes = 😬 Needs a little tweaking, don't rush it.

0–1 Yes = 💀 Politely thank AI for its time and move on.

## Section 1: AI Hustle Idea Generator

IDEA 1: \_\_\_\_\_

# Gut Check

- Is this solving a real problem that people talk about?
- Do people already spend money trying to solve this problem?
- Can I realistically create this with the resources I have right now?
- Will I still care about this idea when things get tough?
- And be honest... am I just doing this because it looks easy on TikTok?
- Bonus: Can I explain this to my nan without confusing her?

Final Score:

4–5 Yes = 🏆 Go for it! You're onto something!

2–3 Yes = 😬 Needs a little tweaking, don't rush it.

0–1 Yes = 💀 Politely thank AI for its time and move on.

## Section 1: AI Hustle Idea Generator

IDEA 2: \_\_\_\_\_

# Gut Check

- Is this solving a real problem that people talk about?
- Do people already spend money trying to solve this problem?
- Can I realistically create this with the resources I have right now?
- Will I still care about this idea when things get tough?
- And be honest... am I just doing this because it looks easy on TikTok?
- Bonus: Can I explain this to my nan without confusing her?

Final Score:

4–5 Yes = 🏆 Go for it! You're onto something!

2–3 Yes = 😬 Needs a little tweaking, don't rush it.

0–1 Yes = 💀 Politely thank AI for its time and move on.

## Section 1: AI Hustle Idea Generator

IDEA 3: \_\_\_\_\_

# Gut Check

- Is this solving a real problem that people talk about?
- Do people already spend money trying to solve this problem?
- Can I realistically create this with the resources I have right now?
- Will I still care about this idea when things get tough?
- And be honest... am I just doing this because it looks easy on TikTok?
- Bonus: Can I explain this to my nan without confusing her?

Final Score:

4–5 Yes = 🏆 Go for it! You're onto something!

2–3 Yes = 😬 Needs a little tweaking, don't rush it.

0–1 Yes = 💀 Politely thank AI for its time and move on.

# Section 2

# AI Content & Marketing Made Easy

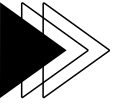
(With Prompt Templates)

Because staring at the blinking cursor of doom won't build your empire.

In this section, you'll:

- Discover profitable niche ideas without brainstorming yourself into an existential crisis.
- Get AI to run market research so you don't have to deep-dive through Reddit at 2 AM.
- Generate creative business ideas—even the weird ones that might just make you rich.
- Validate your ideas (because no one needs to launch a product that flops harder than your 2015 blog attempt).





# The Ultimate AI Copywriting Prompts Pack

## (For ChatGPT, Gemini & Claude)

Let's be honest—marketing your side hustle often feels like trying to start a campfire with wet spaghetti. If you're tired of staring at a blank screen, wondering if the only thing you'll ever launch is another "I'll start tomorrow" plan—this section is for you.

Here's how to finally show up online like the confident CEO you pretend to be when adding "Entrepreneur" to your Instagram bio.

**The Golden Formula for Writing High-Impact Prompts:  
[Action] + [Style] + [Audience] + [Desired Outcome] + [Specific Instructions]**



# The Golden Formula for Writing High-Impact Prompts:

**[Action] + [Style] + [Audience] + [Desired Outcome] +  
[Specific Instructions]**




### Example:

Prompt: “Write a friendly, conversational Instagram caption for busy mums about overcoming procrastination. Include a relatable joke, one actionable tip, and end with a fun CTA to share their own experience.”

Result: A highly specific, on-brand, and engaging post without the generic fluff!

## Section 2: AI Content Creation & Marketing

### Common Prompt Elements to Add for Better Results:



Prompt Modifier	What It Does	Example Addition
Style	Sets the tone	“Use a witty, sarcastic tone.”
Audience	Targets the right reader	“Write for beginner entrepreneurs who are overwhelmed.”
Format	Controls the output style	“Format as a checklist.”
Length	Keeps things concise	“Keep it under 100 words.”
CTA	Adds a clear next step	“End with a call to action inviting comments.”
Personality	Adds brand flavor	“Include a playful pop culture reference.”

**Pro Tip: Stack Modifiers for Ultra-Specific Results**

**Example: “Write a short, funny LinkedIn post for freelance designers about dealing with nightmare clients. Use British humor, include a relatable story, and end with a cheeky CTA.”**



# AI Command Phrases that level up Results:

- “Explain like I’m 5 years old.” (For simplifying complex topics)
- “Add a bold hook that makes people stop scrolling.”
- “Use the AIDA (Attention, Interest, Desire, Action) framework.”
- “Make it more punchy and direct—remove filler words.”
- “Add a pop culture reference from [TV Show/Movie] to make it relatable.”
- “Inject humor, but keep it professional.”
- “End with an open-ended question to increase engagement.”

# Sales Page Copy Prompts

(Because If It Doesn't Sell, It's Just Pretty Words)


## Prompt Examples:

- “Write a high-converting sales page for [digital product] that uses humor, emotional triggers, and scarcity. Include a catchy headline, benefits, FAQs, and a final CTA.”
- “Create a short, punchy sales page intro that hooks overwhelmed [your target audience] who want [desired outcome] without [common frustration].”
- “Write a sales page for [product] using the PAS framework (Problem – Agitate – Solution). Include a relatable customer story, highlight the emotional pain point, and end with an irresistible limited-time offer.”
- “Generate a playful sales page headline for [product] that uses a common frustration in [audience], followed by a surprising benefit.”
- Example Output: “Tired of Budgeting Like It’s 1999? Meet the Spreadsheet That Actually Does the Hard Work for You!”

# Sales Page Copy Prompts

## (More plug-and-play prompts for you)

- “Write a long-form sales page for [high-ticket product] that includes a hero section, social proof testimonials, and a bold guarantee to overcome buying hesitation.”
- “Draft a one-paragraph sales pitch for [digital product] that feels like it’s coming from a witty best friend, includes at least one relatable struggle, and a cheeky call to action.”
- “Rewrite this formal sales copy to make it sound casual, funny, and conversational. Add in a pop culture reference and end with an ‘IYKYK’ style CTA.”
- “Create a 3-part abandoned cart email sequence for [product] that’s lighthearted, acknowledges the hesitation, and ends with a humorous reminder to ‘complete that checkout already.’”
- “Write a concise product description for [item] in under 100 words, highlighting its top 3 benefits, why it’s different from competitors, and including one line of playful sarcasm.”
- “Generate a FOMO-driven final call email for [product] launch. Use urgency, a limited bonus incentive, and a playful reminder that future-you will be annoyed if you miss out.”



# Sales Page Copy

(Because If It Doesn't Sell, It's Just Pretty Words)

## Copywriting Frameworks to Include in Prompts:

- AIDA (Attention – Interest – Desire – Action)
- PAS (Problem – Agitate – Solution)
- StoryBrand (Tell a relatable story and position the reader as the hero)

**Bonus Tip:** Add “Use casual, relatable language and avoid overused marketing clichés” to your prompts.

## Boss Prompt:

“Now rewrite this as if my business depends on it. Make it punchy, scroll-stopping, and impossible to ignore. Use British humor and a bit of playful sarcasm. End with a mic-drop statement.”



# Email Sequence AI Prompts

## (Sell Without Sounding Desperate)

### 1. Launch Sequence Prompts

- “Write a 4-part email launch sequence for [product]. Use the PAS (Problem – Agitate – Solution) framework and include emotional storytelling, a common objection handling email, and a final urgency-driven sales pitch.”
- “Generate a hype-building pre-launch email sequence (3 emails) for [product]. The tone should be playful and teasing, leading to a big reveal with a limited-time offer.”
- “Write a launch sequence for an evergreen digital product using storytelling. Include one email that highlights a transformation story, and another that focuses on a ‘you vs. future you’ comparison.”

### 2. Welcome Sequence Prompts (Turn New Subscribers Into Superfans)

- “Write a 5-email welcome sequence for new subscribers in the [niche] space. Include a friendly introduction, a free value-packed resource, a relatable personal story, a soft product pitch, and an FAQ email addressing common beginner struggles.”
- “Generate a short welcome email series (3 emails) for people who downloaded [lead magnet]. The tone should be casual, like a conversation with a supportive friend, and subtly introduce [product] by the final email.”



# Email Sequence AI Prompts

## (Sell Without Sounding Desperate)

### 3. Abandoned Cart Sequence Prompts (For When They Ghost You at Checkout)

- “Write a 3-part abandoned cart sequence for [product]. The first email should playfully remind them they left something behind. The second should overcome a common objection (price, time, etc.), and the third should include a limited-time discount with urgency.”
- “Generate a cheeky single abandoned cart email that feels like a fun reminder rather than a hard sell. Include humor, a relatable excuse for forgetting, and a bold call to action.”

### 4. Re-Engagement & Win-Back Sequence Prompts

- “Write a 4-part re-engagement sequence for cold subscribers who haven’t opened emails in 90 days. Use humor to acknowledge the ghosting, offer a small irresistible freebie, and end with a ‘last chance before we break up’ final email.”
- “Generate a short re-engagement sequence that leads inactive subscribers to a quick, 1-click poll asking what content they want more of. Include a playful tone and options that reflect common audience pain points.”



# Email Sequence AI Prompts

(Sell Without Sounding Desperate)

## 5. Flash Sale & Scarcity Prompts

- “Write a 3-part flash sale email sequence for [product], focusing on urgency and FOMO. Include a funny ‘I’m not panicking, you are’ style reminder email before the sale ends.”
- “Generate a 5-day countdown email sequence for an upcoming product price increase. Keep the tone light and humorous, while reminding them what they’ll miss out on if they wait too long.”

**Stop agonizing over every word. Plug these prompts into AI, sprinkle in a little human charm, and you’re good to go.**





# Email Sequence Template

## Sample Email Sequence Flow:

- Day 1 – Welcome & Your Story: Who you are, why you do what you do.
- Day 3 – Share a Quick Win: Teach them something simple related to your product.
- Day 5 – Overcome an Objection: Why your product works (even if they're skeptical).
- Day 7 – Gentle Sales Pitch: Introduce your product like it's their new best friend.
- Day 10 – Scarcity or Bonus Offer: "Hey, this deal's ending soon –don't miss it!"

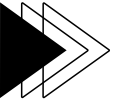
# Design with AI

## Because Your Side Hustle Deserves Better Than Clipart

Look, unless you're secretly a graphic designer moonlighting as a side hustler (in which case, good for you, show-off), you're probably here because your idea of "brand consistency" is whatever font looks least offensive at 11 PM.

Good news: AI has entered the chat and it's about to save your eyeballs—and your brand—from tragic design choices.





# AI Tools You'll Love

(Like, Might-Write-Them-A-Love-Song Level):

### **Canva Magic Write & Magic Design:**

Turn your half-baked ideas into designer-level visuals. Also known as the “Please make this pretty” button.

### **Ideogram.ai:**

Create those cool Instagram graphics that scream “I have my life together” (even if you’re still wearing your dressing gown at 3 PM).

### **Leonardo.ai:**

For those moments when you think, “What if my product mockup looked like I actually hired a professional?”

### **Magician.design (Figma Plugin):**

Because sometimes, you do need to fake it like you’re working in a high-end agency.



# 10 Hilariously Practical AI Design Prompts

1. “Design a sales banner for [product] that says ‘Limited Time Only’ but looks way more chill than my actual level of panic about sales.”
2. “Create a digital product mockup that makes this £5 PDF look like it’s worth £500. Basically, I want my customers to feel scammed—in a good way.”
3. “Generate an Instagram carousel with bold text and painfully relatable quotes for [audience]. Make it aesthetic enough that even people who ‘hate inspirational posts’ will save it.”
4. “Give me a Pinterest pin design that screams ‘I know what I’m doing’ without me actually knowing what I’m doing.”
5. “Create a minimalist logo concept for my side hustle that looks effortless, but took the AI five mental breakdowns to achieve.”
6. “Design a product mockup that would convince my own mum to finally understand what I do for a living.”
7. “Create a reel cover image that makes people pause mid-scroll because it’s just chaotic enough to be interesting but not so chaotic that it screams ‘first-time Canva user.’”
8. “Generate a testimonial quote graphic that subtly looks like I’m wildly successful—even if my last customer was technically me testing my own checkout process.”
9. “Design a lead magnet cover that looks like it could sit next to bestsellers on Amazon. Bonus points if it makes my free checklist look life-changing.”
10. “Create a ‘thank you for buying’ social media post that’s heartfelt but also low-key humble-bragging about how amazing my product is.”




# Quick & Painless Canva Tutorial

## How to Customize Your Templates Without Crying



Welcome, Non-Designer!

If you've ever opened Canva, stared at all the buttons, and immediately closed the tab—don't worry. You're in the Right Place. This guide is here to turn your mild Canva-induced panic into "Hey, that actually looks good!" confidence.



---

# Quick Canva Tutorial

## Step 1: Access Your Templates

1. Click the magic link I've provided. ✨
2. Hit "Use Template" (resist the urge to click everything else).
3. Congratulations—you're now officially designing!

## Step 2: Change the Colors Like a Total Pro

1. Click on any element or background.
2. Hit the color square at the top.
3. Pick your brand colors or let Canva suggest something that looks like you know what you're doing.

📌 *Pro Tip:* Not sure about colors? Ask ChatGPT: "Suggest a fun, modern color palette for a [fun/serious/luxury] brand."



---

# Quick Canva Tutorial

## **Step 3: Swap Out the Fonts** (Because Comic Sans is a Crime)

1. Select the text you want to change.
2. Click the font dropdown and pick something that says, "I have my life together."
3. Try Montserrat for modern and clean, Playfair Display for fancy, or Poppins for "I'm fun but serious about it."

## **Step 4: Add Your Own Images** (Or Let Canva Be Your Stock Photo Dealer)

1. Drag and drop your photos directly onto the design.
2. OR, click "Elements" → "Photos" and search for what you need.

Remember: Canva's free version has great stuff. Pro just makes you feel like you own a design agency. No pressure!

## **Final Step: Download & Show Off!**

1. Click "Share" → "Download."
2. Choose PDF for printables or PNG for social media graphics.
3. Sit back and admire your creation like the design wizard you now are.

**Look at you, making beautiful things without breaking a sweat (or your laptop). Future You is already sending a thank-you email.**

# AI-Powered Social Media Content Calendar + Prompt Library

Let's be real. If creating social media content feels like performing open-heart surgery with salad tongs, you're not alone.

But here's the good news: AI is about to slide into your DMs with a cape on and rescue you from the deadly scroll of procrastination.

This calendar and prompt library will help you show up like the organized content queen (or king, or chaos goblin—we don't judge) you were born to be. No more creative blocks. No more "I'll post tomorrow" lies. Just simple, scroll-stopping content that makes your audience fall in love—and maybe even throw some money your way.



# Done-For-You Weekly Content Plan

(For When Your Brain Has Left the Chat)

## Week 1

Day	Content Type	AI Prompt Example
Monday	Motivation	"Write a motivational quote about [topic] that sounds like it came from a sassy best friend who's tired of your excuses."
Tuesday	Quick Tip	"Explain one easy win for [audience] using humor and ending with a 'go try this immediately' vibe."
Wednesday	Story/Fail	"Write a 'Here's how I completely messed this up and survived to tell the tale' story about [topic]. Add a funny moral of the story."
Thursday	Educational	"Teach [audience] how to [skill] like you're explaining it to your nan—simple, hilarious, and slightly dramatic."
Friday	Soft Sell	"Casually mention [product] like it's the hot gossip at brunch. Subtle, but everyone's paying attention."
Saturday	Personal	"Share a behind-the-scenes peek of your business chaos, complete with a 'send caffeine' plea in the caption."
Sunday	Engagement	"Generate a 'this or that' question for [audience] that will start a mini civil war in the comments."

**Pro Tip:** If all else fails, post a photo of your messy desk with the caption: 'Organized chaos is still organization, okay?' Instant relatability.

# Printable Weekly Content Plan

For When Your Motivation is at 2% (Like Your Phone Battery)

## Week 2

Day	Content Type	AI Prompt Example
Monday	Motivation	<i>"Write a motivational reminder about [topic] that feels like a pep talk from a friend who's 3 coffees in and absolutely done with your self-doubt."</i>
Tuesday	Quick Tip	<i>"Give one shortcut for [audience] that feels like cheating but totally isn't. Add a cheeky disclaimer!"</i>
Wednesday	Story/Fail	<i>"Tell a story about the time I thought I was a genius... and immediately proved myself wrong. Add dramatic flair."</i>
Thursday	Educational	<i>"Explain [complex concept] like I'm a tired raccoon looking for snacks and simple answers."</i>
Friday	Soft Sell	<i>"Write a casual product mention like it's that one friend who always 'just happens' to have their side hustle merch nearby."</i>
Saturday	Personal	<i>"Share an embarrassing 'thought this would be easy' moment from my business journey. Laugh through the pain."</i>
Sunday	Engagement	<i>"Draft a poll asking which of these minor inconveniences would ruin your entire day. Bonus points for ridiculous options."</i>

**Pro Tip:** Want to appear productive on social media? Post a picture of your laptop with the caption, "Working hard, or hardly working? You decide." Bonus points if there's an empty coffee cup in the frame.

# Printable Weekly Content Plan

For When You're in Full-On Procrastination Olympics Mode

## Week 3

Day	Content Type	AI Prompt Example
Monday	Motivation	<i>"Write an overly dramatic motivational post pretending my side hustle is a blockbuster movie trailer. Bonus if it starts with 'In a world...'"</i>
Tuesday	Quick Tip	<i>"Share one 'totally unnecessary but makes me feel like a pro' tool or system I use. Add a guilty pleasure confession."</i>
Wednesday	Story/Fail	<i>"Tell the story of the time I created a product no one asked for—but acted like it was the Beyoncé of digital downloads."</i>
Thursday	Educational	<i>"Explain [audience pain point] using a cooking recipe metaphor. Bonus if it turns into a complete kitchen disaster by the end."</i>
Friday	Soft Sell	<i>"Craft a product plug that reads like a love letter to my most underrated offer. Pour your heart out—but like, casually."</i>
Saturday	Personal	<i>"Share what's REALLY in my workspace. Spoiler: It's mostly snacks and existential dread."</i>
Sunday	Engagement	<i>"Ask my audience to share their weirdest business-related Google search. Start with a confession of my own (make it spicy!)."</i>

**Pro Tip: If all else fails, remind your audience you're also winging it  
—professional chaos is a vibe.**

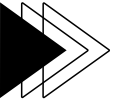
# Printable Weekly Content Plan

For When You've Entered Your Delulu CEO Era

## Week 4

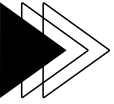
Day	Content Type	AI Prompt Example
Monday	Motivation	<i>"Create a motivational post that reads like it was written at midnight in a moment of sheer optimism... before reality hit the next day."</i>
Tuesday	Quick Tip	<i>"Share a 'lazy genius' hack for [audience] that lets them achieve something big while doing the absolute bare minimum."</i>
Wednesday	Story/Fail	<i>"Write a 'How it started vs. How it's going' post about my most chaotic project. Add a photo if possible—bonus points if it's a disaster."</i>
Thursday	Educational	<i>"Teach [audience] how to [skill], but with the energy of a distracted YouTube tutorial host who forgot why they hit record."</i>
Friday	Soft Sell	<i>"Write a product plug that feels less 'buy this' and more 'you're totally going to regret not grabbing this before it's gone.'"</i>
Saturday	Personal	<i>"Confess the weirdest rabbit hole I fell into while 'doing research' for my business."</i>
Sunday	Engagement	<i>"Create a 'Would You Rather...' question for [audience] with options so chaotic they have to comment just to argue about it."</i>

**Pro Tip:** When you're running out of content ideas, just post a quote that sounds deep, even if you have no idea what it means. Bonus points if it has the word "journey" in it.



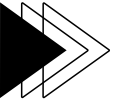
# 50 AI Content Prompts (1-10) to Fill Your Calendar and Keep Your Sanity

- “List 5 myths about [topic] that everyone believes but are more useless than a chocolate teapot.”
- “Create a hilarious ‘Expectation vs. Reality’ post for [topic]—bonus points if it includes a relatable meltdown moment.”
- “Tell a ‘This was almost a disaster but somehow worked out’ story about [topic]. Add a dramatic plot twist.”
- “Draft a 30-day challenge for [audience] with one ridiculously small daily task that still makes them feel wildly accomplished.”
- “Write a ‘Did You Know?’ post with a shocking stat about [topic] and end with a mic-drop question.”
- “Confess one time you completely ignored your own advice—and how that turned out for you. Add a little self-roast humor.”
- “Create a reel script starting with, ‘Tell me you’re a [niche] without telling me you’re a [niche].’”
- “Generate a hilarious carousel idea titled: ‘Things I Wish Someone Had Told Me Before I Lost My Mind Doing [topic].’”
- “Draft a post sharing the weirdest customer question you’ve ever received. Keep it anonymous, but add a ‘bless their heart’ moment.”
- “Write a fake job listing for the imaginary intern you need to manage your chaos. Make it absurdly funny.”



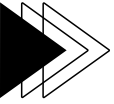
# 50 AI Content Prompts (11-20) to Fill Your Calendar and Keep Your Sanity

- “Write a sarcastic list of ‘Productivity Hacks’ that are clearly just procrastination in disguise. (Example: Organizing your pen drawer before starting actual work.)”
- “Draft a ‘One Thing I Wish I Knew Before Starting [your niche]’ post that feels like you’re spilling hot tea.”
- “Generate a list of the top 3 tools you ‘literally can’t survive without’—but make it funny and borderline dramatic.”
- “Create a funny meme concept about the daily struggle of running a side hustle while still pretending to have a social life.”
- “Write a ‘Common Mistakes Beginners Make in [your niche]’ post—but exaggerate it for comedic effect.”
- “Confess your most ridiculous overcomplication of a simple task and end with ‘Lesson learned: Keep it simple, folks.’”
- “Generate a ‘Spot the Lie’ post with 2 truths and 1 outrageous lie about your business journey. Invite people to guess.”
- “Write a relatable ‘Day in the Life of a Side Hustler’ post that’s equal parts chaos and caffeine dependency.”
- “Share your all-time favorite business purchase under £20 and why it secretly saved your sanity.”
- “Draft a hilarious product testimonial from a ‘dream client’—but it’s actually your cat, plant, or favorite coffee mug.”



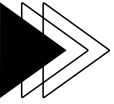
# 50 AI Content Prompts (21-30) to Fill Your Calendar and Keep Your Sanity

- “Write a post explaining your most embarrassing tech fail and how you totally handled it like a pro (read: panicked and Googled furiously).”
- “Create a simple tutorial post starting with, ‘You’re seriously overcomplicating this... here’s the 3-step fix.’”
- “Share a behind-the-scenes photo with the caption: ‘This is what running a business REALLY looks like.’ Bonus points if it’s chaos.”
- “Generate a list of unpopular opinions about [your niche]. Bonus if one of them starts an argument in the comments.”
- “Write a ‘How it Started vs. How it’s Going’ post with a funny then-and-now photo comparison.”
- “Create a short video script for a reel that starts with: ‘Mistakes were made... but I survived.’”
- “Draft a post sharing a client win or success story but tell it like a dramatic movie trailer.”
- “Write a super relatable ‘What I Think I Look Like Working vs. What I Actually Look Like’ meme caption.”
- “Create a poll asking your audience to choose between two ridiculous options for your next product name.”
- “Generate a ‘You Know You’re in [niche] When...’ list that hits a little too close to home.”



# 50 AI Content Prompts (31-40) to Fill Your Calendar and Keep Your Sanity

- “Draft a post starting with ‘Mistake #1 was thinking this would be easy...’ and end with a small win or lesson learned.”
- “Write a sassy ‘If you’re not doing this by now, what are you even doing?’ listicle for [your audience].”
- “Share a screenshot of a hilarious or cringe-worthy old piece of content you created and add, ‘Character development, okay?!’”
- “Write a ‘Dear Future Me...’ post about what you hope your business looks like in one year—add both serious and silly goals.”
- “Generate a ‘Client Bingo Card’ graphic idea with all the hilarious things clients say or do. Example: ‘Can you make it pop?’”
- “Write a ‘Swipe This Caption’ post giving your audience a free, done-for-you caption they can copy and paste.”
- “Create a controversial opinion post that starts with, ‘Hot take: [insert spicy opinion about your niche].’”
- “Draft a ‘POV’ Reel script about the exact moment you realized you forgot to hit ‘save’ on your work.”
- “Generate a ‘What People Think I Do vs. What I Actually Do’ carousel idea for your business niche.”
- “Write a fake awards ceremony post celebrating ridiculous achievements like ‘Most Tabs Open Without Crying.’”



# 50 AI Content Prompts (41-50) to Fill Your Calendar and Keep Your Sanity

- “Draft a relatable checklist titled: ‘Signs You’re Deep in Side Hustle Burnout (And How to Fix It).’ Add humor, but make the tips helpful too.”
- “Create a ‘Random Thought That Lowkey Changed My Entire Workflow’ post that’s so simple it’s genius.”
- “Write a post about your most random business expense and ask people to share theirs. Example: ‘I just wrote off a rainbow printer because my brand colors deserved better.’”
- “Generate a ‘If [famous character] Ran My Business...’ post and imagine what hilarious chaos would unfold.”
- “Draft a fun ‘If You Only Have 10 Minutes Today... Do This’ productivity hack post.”
- “Write a post that reveals the one piece of advice you completely ignored—and now totally regret ignoring.”
- “Create a playful ‘The Algorithm Hates Me, But Here We Are Anyway’ post.”
- “Generate a ‘This One Simple Thing Made Me £X Extra Last Month’ case study-style post.”
- “Write a ‘You Might Be a [Your Niche] Person If...’ list. Bonus if it’s a little self-roasting.”
- “Draft a post titled: ‘The Lazy Girl’s Guide to Getting Things Done (Even When You’d Rather Nap).’”

# AI Video Script Generator + Viral Content Prompts

Because your camera roll deserves better than 47 versions of you saying “umm... okay, let’s try that again.”



# Vital AI Video Formula

(For Reels, TikToks, and Brave LinkedIn Posts)

**Hook (First 3 Seconds): Grab 'Em Before They Swipe You Into the Abyss**

Prompt for AI:

- “Write a hook for a video on [topic] that will stop viewers mid-scroll like they just saw their ex on the street.”

Examples:

- “Nobody talks about THIS embarrassing mistake when starting a side hustle...”
- “This one tip made me £500 extra last month—and no, it wasn’t selling feet pics.”
- “If you’re still doing this in 2024, I’m begging you to stop immediately.”
- “The side hustle advice that ruined my life for 3 weeks—let’s talk.”
- “POV: You realize running a business is just paying for increasingly expensive software subscriptions.”

## Section 2: AI Content Creation & Marketing

### Body (15–45 Seconds): Drop the Mic, Not the Boring Lecture

#### Prompt for AI:

“Write a clear, snappy explanation of [topic] in under 100 words. Add humor, a relatable example, and pretend I have my life together.”

#### Tips:

- Keep it fast-paced like your audience’s attention span.
- Add one “You’ve definitely done this too, don’t lie” moment.
- Include a dramatic pause for effect.

### Call to Action: Wrap It Up Without Sounding Desperate

#### Prompt for AI:

“Suggest a playful, non-salesy CTA for my video about [topic].”

#### Examples:

- “Save this for the day you finally stop procrastinating—no pressure!”
- “Tag the friend who desperately needs to hear this but won’t listen to you.”
- “Hit follow if you like business tips with a side of chaos and caffeine addiction.”
- “Leave a comment if you’ve also cried over Canva today.”

## Section 2: AI Content Creation & Marketing

### Body (15–45 Seconds): Drop the Mic, Not the Boring Lecture

#### Prompt for AI:

“Write a clear, snappy explanation of [topic] in under 100 words. Add humor, a relatable example, and pretend I have my life together.”

#### Tips:

- Keep it fast-paced like your audience’s attention span.
- Add one “You’ve definitely done this too, don’t lie” moment.
- Include a dramatic pause for effect.

### Call to Action: Wrap It Up Without Sounding Desperate

#### Prompt for AI:

“Suggest a playful, non-salesy CTA for my video about [topic].”


#### Examples:

- “Save this for the day you finally stop procrastinating—no pressure!”
- “Tag the friend who desperately needs to hear this but won’t listen to you.”
- “Hit follow if you like business tips with a side of chaos and caffeine addiction.”
- “Leave a comment if you’ve also cried over Canva today.”

# VIRAL VIDEO PROMPT PACK

## – NOW WITH 100% MORE CHAOS

- “Share the worst piece of business advice you ever followed. Dramatically reenact the regret.”
- “Film a ‘3 things I’d never do again after starting my side hustle’ video—but make it painfully relatable and slightly unhinged.”
- “Explain a controversial opinion about your industry that’ll have your comment section fighting like it’s reality TV.”
- “Do a ‘What I ordered vs. what I got’ business edition featuring your biggest product creation fail.”
- “Create a ‘Client Request vs. My Reaction’ skit. Bonus points if you add dramatic background music.”
- “Show a 10-second time-lapse of your ‘productive workday’ (aka staring at your laptop wondering where it all went wrong).”
- “Film a POV video: ‘When you try to have a relaxing weekend but your side hustle brain won’t shut up.’”
- “Do a ‘Things that feel illegal but are actually genius side hustle hacks’ video.”
- “Start a video with: ‘This is the dumbest thing that made me money, and I’m not even sorry about it.’”
- “Host a fake awards show for your most dramatic business fails. Bonus: Wear a tiara for extra chaos.”



# VIRAL VIDEO PROMPT PACK

## – NOW WITH 100% MORE CHAOS


- “Try to explain your job to a toddler and record how THAT goes.”
- “Do the classic ‘Expectation vs. Reality’ of launching a new product—but really lean into the mess.”
- “Film your side hustle ‘starter pack’—coffee, chaos, questionable internet searches, and one emotional support snack.”
- “Share a ‘Did you know?’ fact about your niche that sounds totally fake but isn’t.”
- “Tell your followers the one ‘lazy’ thing you did that actually skyrocketed your productivity.”
- “Record a dramatic reading of your funniest customer review or feedback (extra points for using a posh accent).”
- “Do a ‘What’s in my entrepreneur survival kit’ video. Spoiler: Snacks and coping mechanisms encouraged.”
- “Share your most unnecessary, over-the-top purchase for your business and unapologetically justify it.”
- “Explain the one thing you do completely wrong in your business but refuse to change because it’s working anyway.”
- “Film a ‘We don’t talk about THIS enough in [your niche]’ hot take. Add dramatic music and over-the-top hand gestures.”

### **Final Tip:**

**Stop waiting for perfect lighting, a clean background, or for Mercury to leave retrograde. Record the messy version, post it, and remind yourself—people love relatable chaos way more than perfectly polished influencers.**

**Now go hit record. And yes, we can hear you muttering, “This better go viral...”**

# The Not-So-Serious Sales Funnel Roadmap



## 1. 🎯 Ideation & Validation

Brainstorm your product idea—think of it as your "eureka" moment in the shower.

Validate by gauging interest: share a teaser on social media or ask your cat for feedback (they're brutally honest).

## 2. 🍰 Lead Magnet Creation

Craft a freebie that's as enticing as a slice of cake at a fitness expo.

This could be a checklist, mini eBook, or a quirky quiz—something that provides value and showcases your expertise.

## 3. 📧 Email Nurturing Sequence

Set up an email series that warms up your audience faster than a cup of cocoa on a cold day.

Share your story, offer tips, and build anticipation for your product launch.

## 4. 🛒 Sales Page Setup

Design a sales page that's as compelling as a cliffhanger in your favorite TV series.

Highlight benefits, include testimonials (even if it's just your mom's glowing review), and add a clear call-to-action.

## 5. 🚀 Launch & Promotion

Announce your product to the world—or at least to your email list and social followers.

Use FOMO tactics: limited-time offers, exclusive bonuses, or a countdown timer to create urgency.

## 6. 📊 Analyze & Optimize

After the launch, review what worked and what didn't.

Tweak your strategy, perhaps by adjusting your messaging or offering, and prepare for the next launch cycle.

