


## Coniferous

Cone bearing  
Most are evergreen  
& keep their leaves year-round

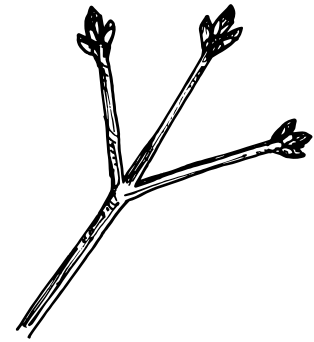


### Single Stem Needles

Ex: Spruce, Balsam Fir, Hemlock


## Deciduous

Naked seed  
Drops its leaves annually



### Opposite Branch Arrangement

Ex: Maple, Ash, Dogwood,  
Horse Chestnut, Viburnums

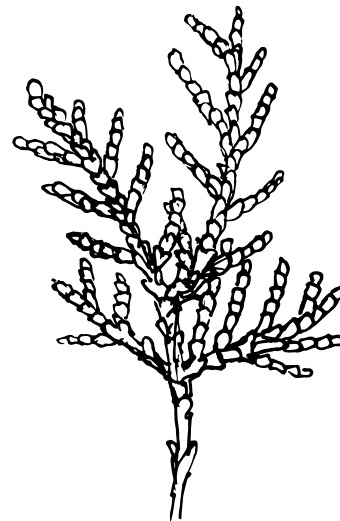


### Clustered Needles

Ex: Pines




## Tree Identification Scavenger Hunt



### Scales

Ex: Cedars



### Alternate Branch Arrangement

Ex: Oak, Beech, Birch, Poplars