

# The AI Funnel Accelerator Toolkit

Launch a Fully  
Automated AI  
Funnel in 48 Hours



# Disclaimer

This toolkit is provided for educational and informational purposes only. Nothing contained herein constitutes legal, financial, business, or tax advice. You should consult with a qualified professional before making any decisions based on this content.

The strategies, tools, and systems described are based on general principles and personal experience. Individual results may vary and are not guaranteed. Past performance is not indicative of future results.

This document contains affiliate links. If you choose to purchase through these links, we may earn a commission at no additional cost to you. We only recommend tools we believe offer genuine value.

By using this toolkit, you acknowledge and agree that the creator(s) are not responsible for your outcomes, earnings, or the decisions you make based on this information.

## FTC Affiliate Disclosure

Some of the links in this toolkit are affiliate links. This means that if you click on the link and make a purchase, we may receive a commission at no additional cost to you. We only recommend products and services that we have personally used, tested, or believe offer real value to our audience.

We are required by the Federal Trade Commission (FTC) to disclose this relationship to ensure full transparency and compliance with U.S. laws regarding endorsements and testimonials.

Your support helps us continue creating valuable content, tools, and resources. Thank you!



# Your Funnel: Before vs After This Toolkit

## What This Toolkit Will Help You Achieve

This is your shortcut to building a fully automated funnel using **four AI tools—zero code required.**



You'll learn to:

- Capture leads with smart DMs
- Convert with AI-powered video
- Nurture with automated emails
- Deliver with 4 simple systems

### Before AI Funnels

- 🕒 Slow setup (weeks, months)
- 😓 Tech overwhelm & integrations
- 🧩 Complex, multi-step client onboarding
- 📄 Manual follow-ups (or none)
- 👤 You're doing everything manually

### After AI Funnel Accelerator

- ⚡ Build in 48 hours
- ✅ 4 tools, plug-and-play workflows
- 📱 Onboard in minutes with chat + video
- 🤖 Automated sequences, forever-on lead gen
- 👤 Delegate to bots, SOPs, and automations



# Your AI Funnel Stack

Everything You Need to Launch, Automate, and Deliver—With Just 4 Tools

## GetResponse

*Automate Emails That Sell While You Sleep*



Set up lead magnets, welcome emails, and full sales funnels with pre-built templates.

Trigger actions based on behavior—no coding needed.

[Start with → GetResponse](#)

## Synthia

*Create High-Converting Videos with AI Avatars*



Build engaging, studio-quality videos in minutes without recording yourself.

Use videos in sales pages, onboarding flows, email sequences, and more.

[Launch → Synthesia](#)

## Manychat

*Convert Conversations into Customers*



Turn Instagram DMs, Facebook messages, or web widgets into powerful conversion tools.

Build interactive flows that capture leads, book calls, and deliver offers—all automatically.

[Start with → Manychat](#)

30% off first 3 months

## ClickUp

*Deliver Like a Pro with Prebuilt Systems*



Organize SOPs, onboarding checklists, and project workflows with our lightweight ClickUp board.

Just duplicate and launch your delivery system.

[Try → ClickUp](#)



# Real-Life Funnels Built with This Toolkit

See How Entrepreneurs, Coaches, and Consultants Are Using This Stack to Automate Sales, Nurture Leads, and Deliver at Scale

This isn't theory.

On the next few pages, you'll see real-world examples of how this exact toolkit—using ManyChat, Synthesia, GetResponse, and ClickUp—is being used to build simple, powerful, revenue-generating systems.

Each use case highlights:

- The goal of the funnel
- Which tools are used at each step
- What outcomes it automates or accelerates
- A visual walkthrough of the funnel in action
- Pick the one that matches your business—or use all three.



**Launch and  
Sell Digital  
Products**



**Grow and  
Nurture Leads  
On Autopilot**



**Automate  
Client  
Onboarding**

# Launch and Sell Digital Products

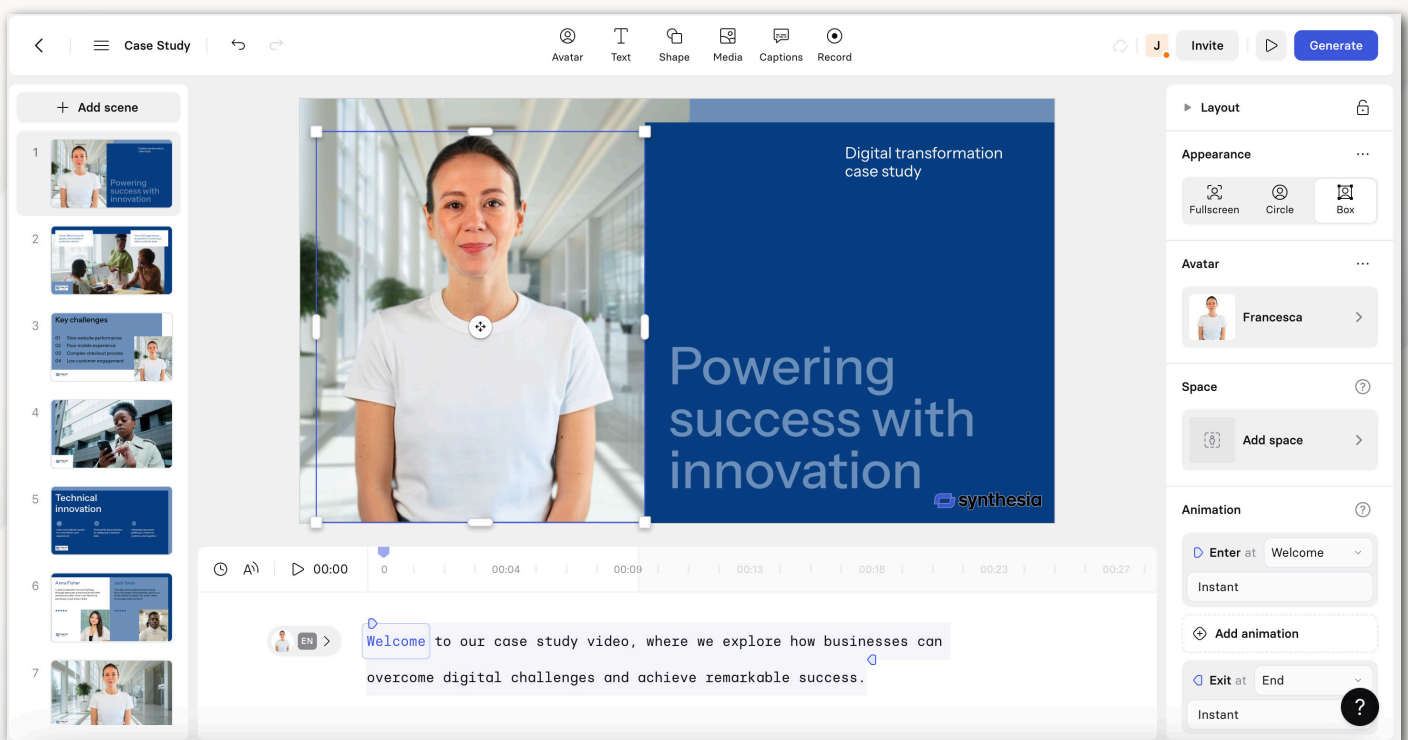
Automate every part of your launch—without writing a single line of code.

# 1

## STEP 1 — CREATE AN AVATAR VIDEO (SYNTHESIA)

Use Synthesia to record a high-converting video sales letter or launch teaser—no camera, no mic, no studio

Use our pre-written script templates to speed up production.





# Launch and Sell Digital Products

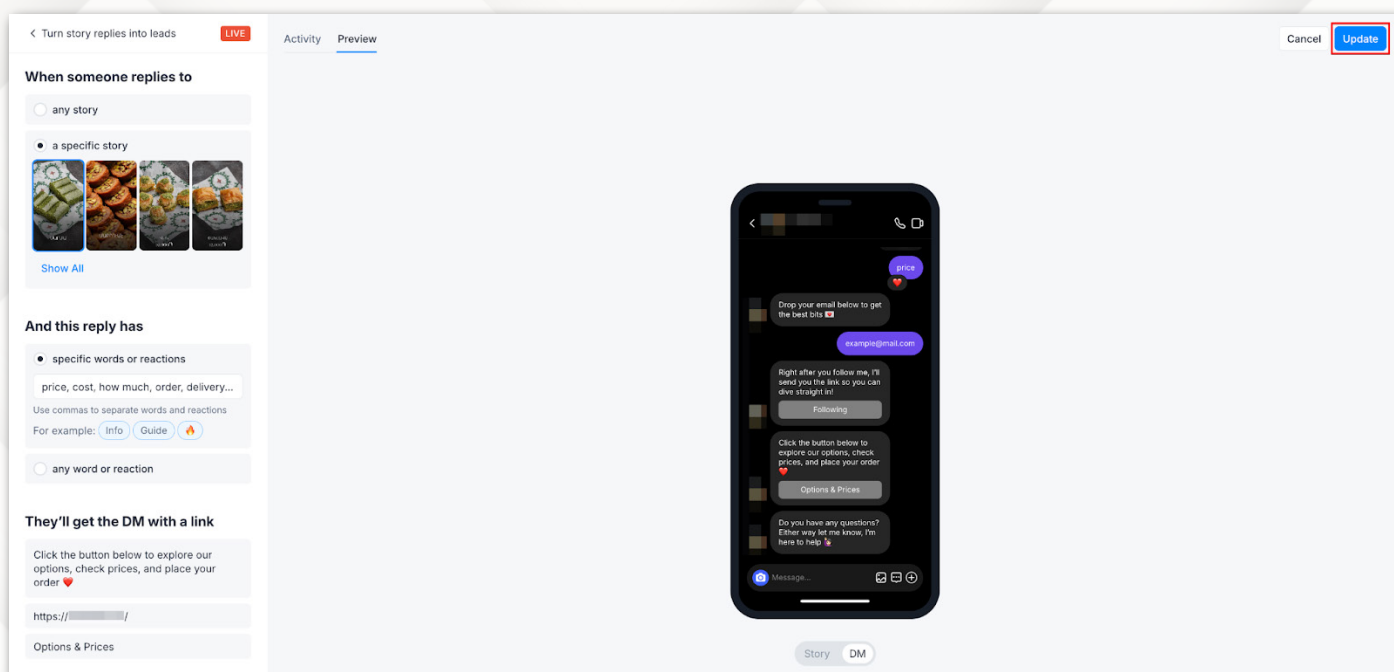
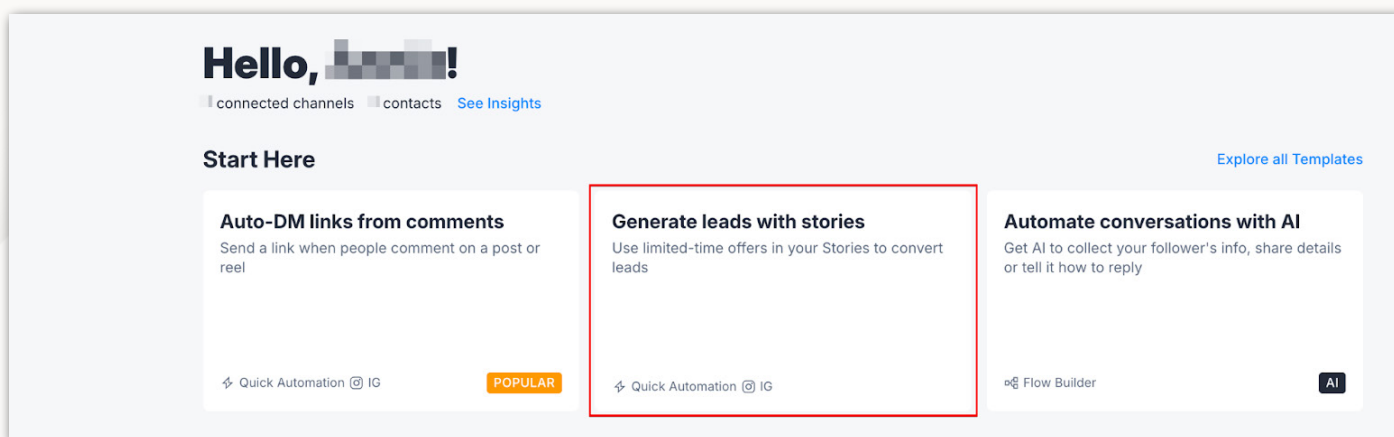
Automate every part of your launch—without writing a single line of code.

# 2

## STEP 2 — LAUNCH A DM CAMPAIGN (MANYCHAT)

Turn social traffic into leads using ManyChat's IG or FB DMs. Add “comment to get the video” automation for engagement.

Perfect for Reels, Shorts, and Instagram ads.



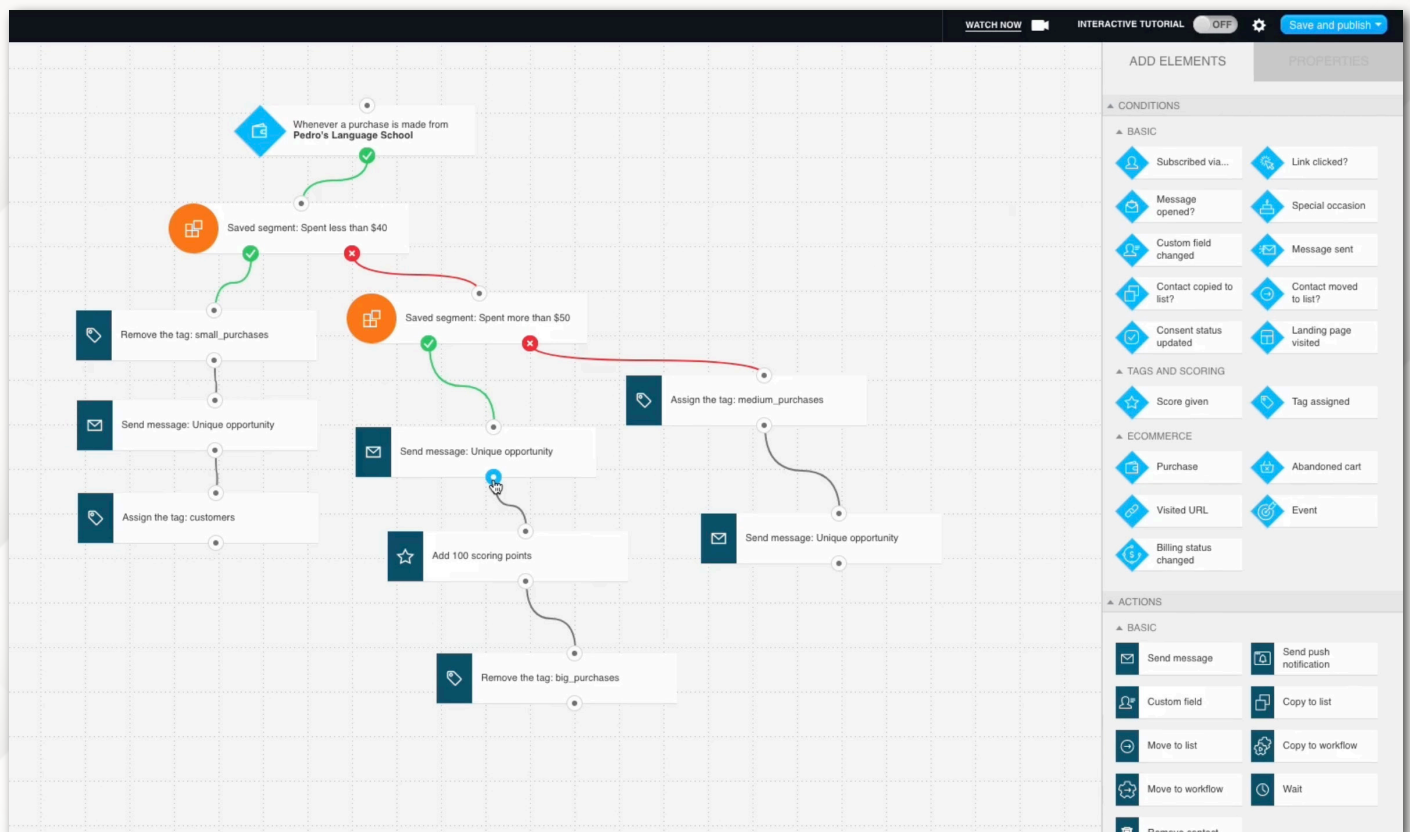
# Launch and Sell Digital Products

Automate every part of your launch—without writing a single line of code.

3

## STEP 3 — AUTOMATE A 5-DAY PROMO (GETRESPONSE)

Trigger a 5-part email sequence the moment a lead subscribes. Guide them from awareness to purchase with daily value + urgency.





# Launch and Sell Digital Products

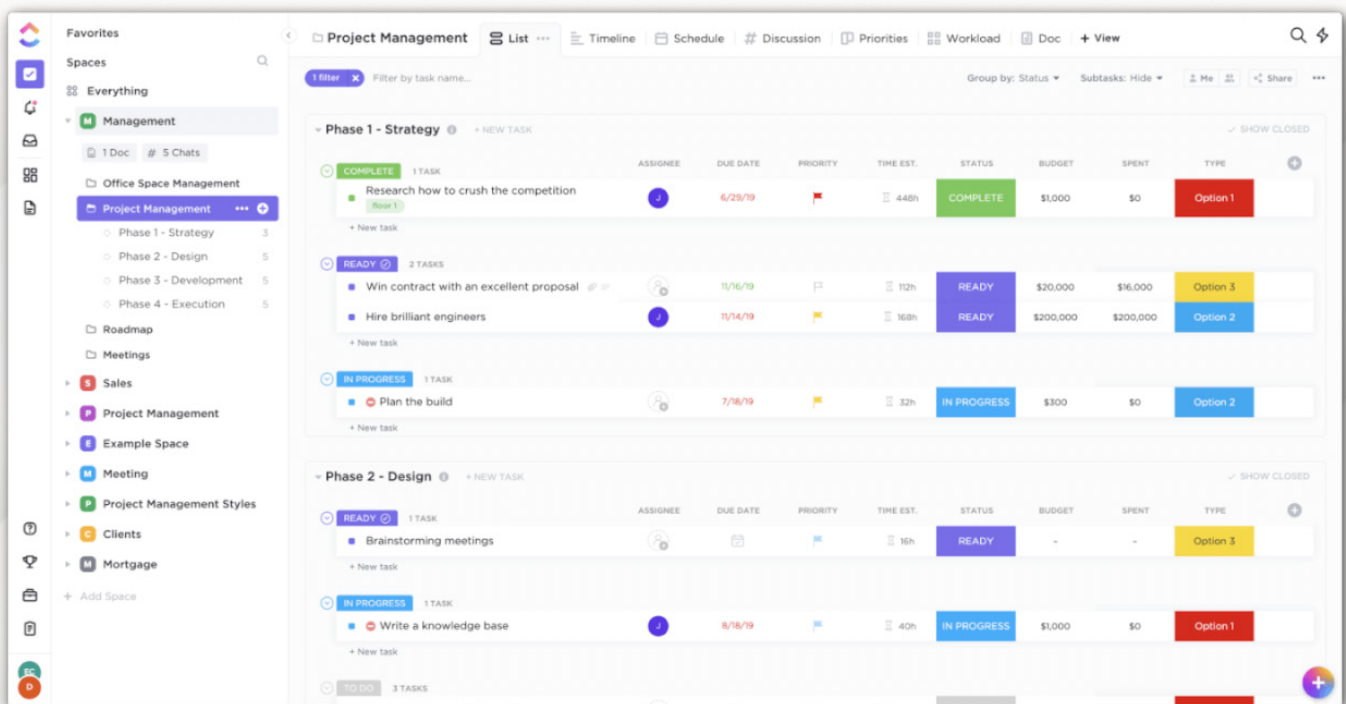
Automate every part of your launch—without writing a single line of code.

# 4

## STEP 4 – DELIVER WITH CLICKUP

Use ClickUp to give customers access to digital bonuses, product files, and private content via a clean SOP template.

Bonus: Use the same dashboard for onboarding & support.



Want This Entire Launch Funnel Prebuilt?

Get the promo email sequence + Manychat workflow + Avatar video script + Steps to create ClickUp Dashboard → [Unlock Bonus Vault](#)

# Grow and Nurture Your Leads on Autopilot

Capture, Engage, and Convert Leads with Smart DMs, Video Content, and Automated Emails

Stop wasting traffic. This funnel helps you convert social media engagement into long-term leads and sales—without relying on paid ads or landing pages.

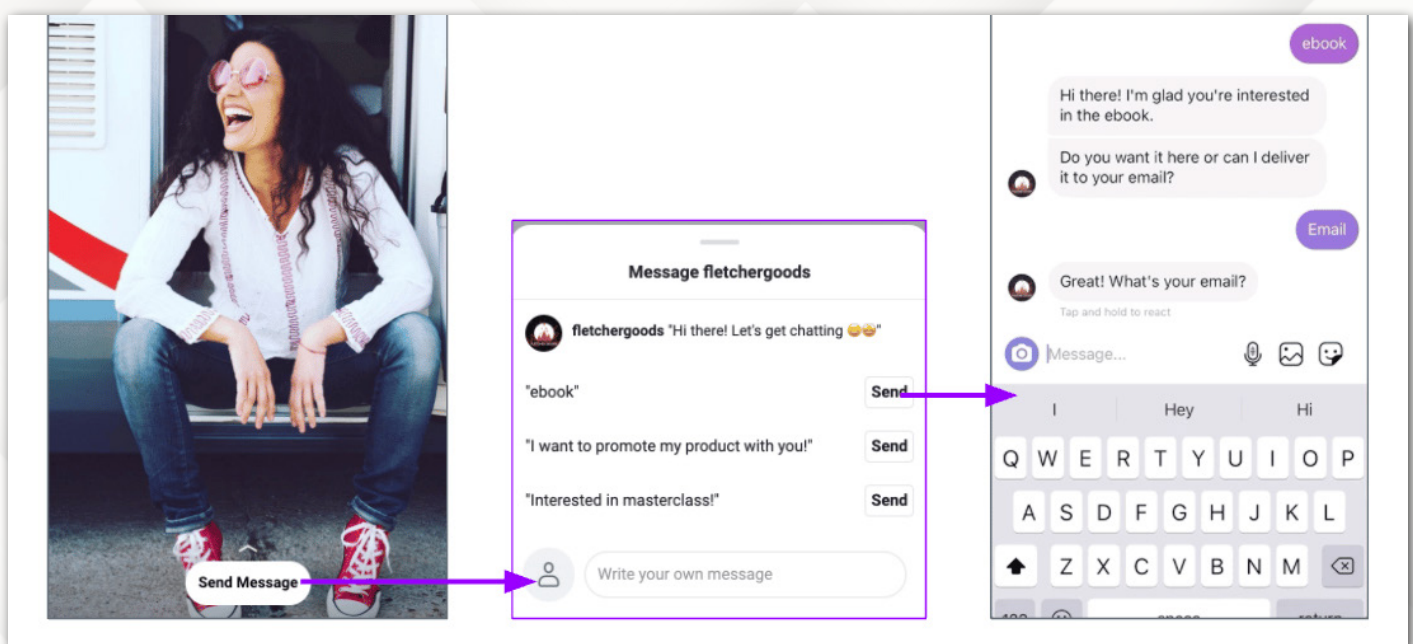
This “lead magnet automation funnel” turns a DM interaction into a lead, sends a branded email sequence, and delivers content with video + SOPs—all while you focus on your next client.

# 1

## STEP 1 – CAPTURE LEADS WITH MANYCHAT

Use Instagram DMs or Facebook Comments to offer a lead magnet (e.g., checklist, cheatsheet, video, guide). ManyChat automatically replies, asks for their email, and hands it off to your email funnel.

Use a “comment-to-get” trigger on Reels or IG Stories.





# Grow and Nurture Your Leads on Autopilot

Capture, Engage, and Convert Leads with Smart DMs, Video Content, and Automated Emails

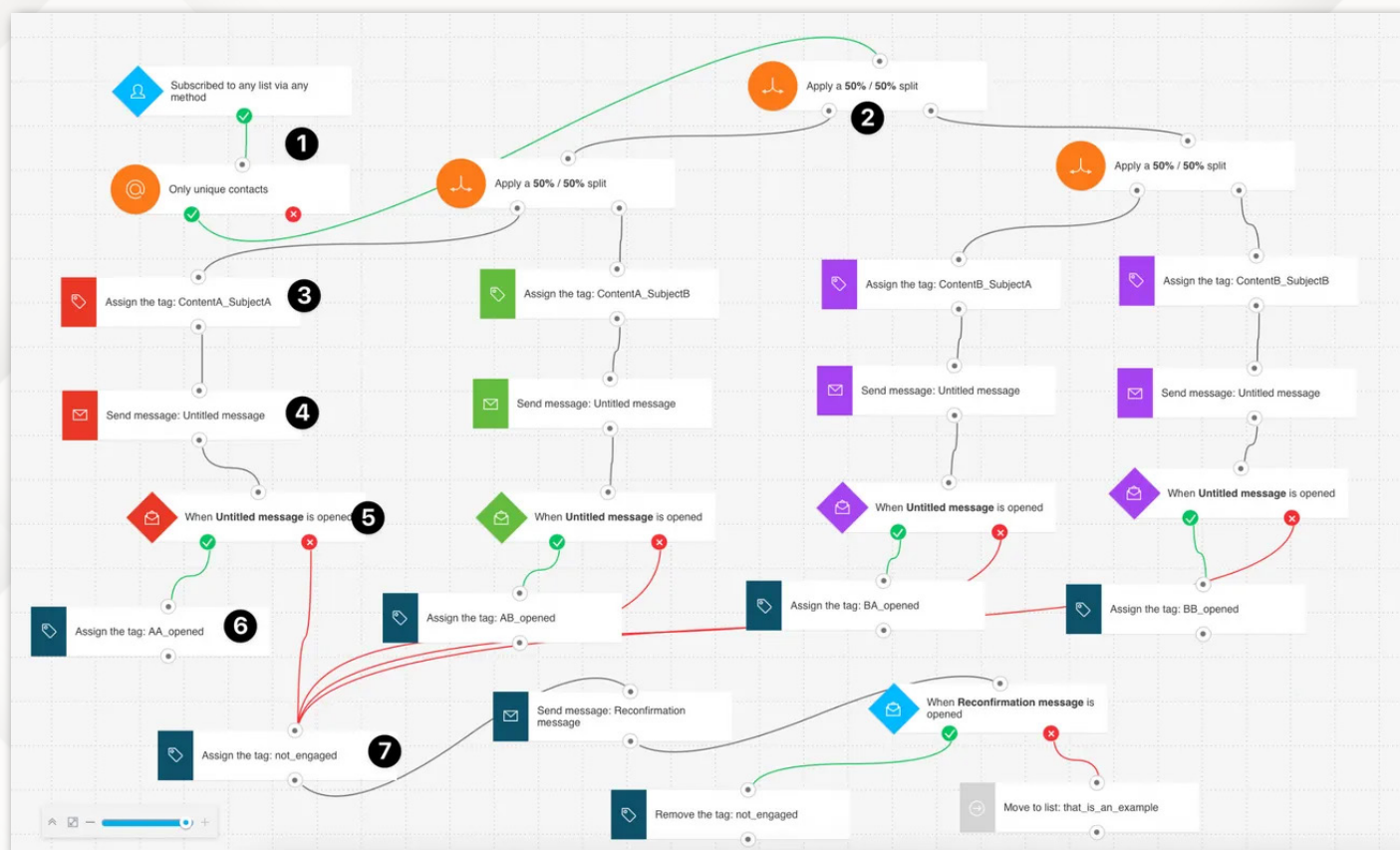
# 2

## STEP 2 – TRIGGER EMAIL AUTOMATION IN GETRESPONSE

Once the lead submits their email, GetResponse triggers a multi-step automation.

Start with a Welcome Email and then deliver value across 3–5 emails.

No tech needed—just plug into our done-for-you workflow



# Grow and Nurture Your Leads on Autopilot

Capture, Engage, and Convert Leads with Smart DMs, Video Content, and Automated Emails

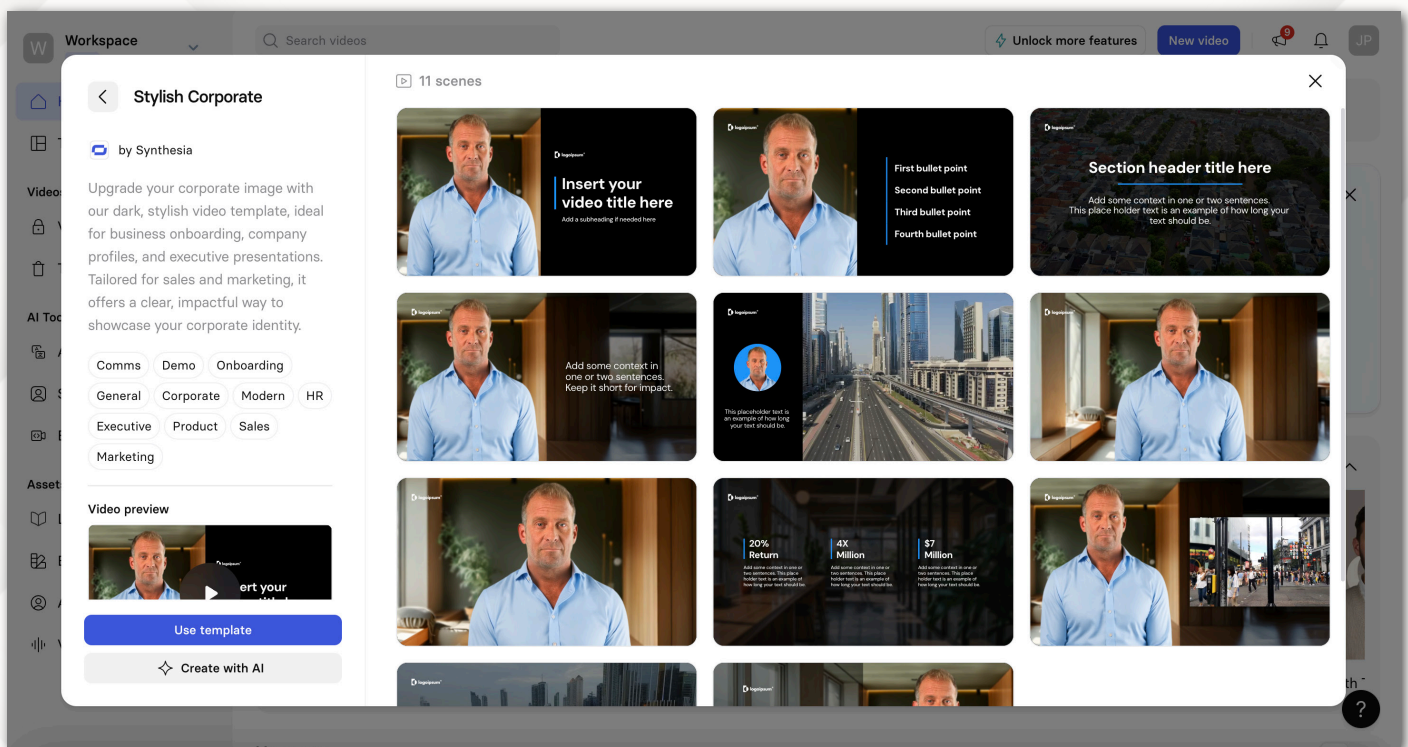
# 3

## STEP 3 — DELIVER YOUR LEAD MAGNET WITH SYNTHESIA VIDEO

Instead of a plain download link, send a short AI-powered explainer video using Synthesia.

Introduce the resource and explain how to use it, building trust instantly.

Add the video to your first email or ManyChat response





# Grow and Nurture Your Leads on Autopilot

Capture, Engage, and Convert Leads with Smart DMs, Video Content, and Automated Emails

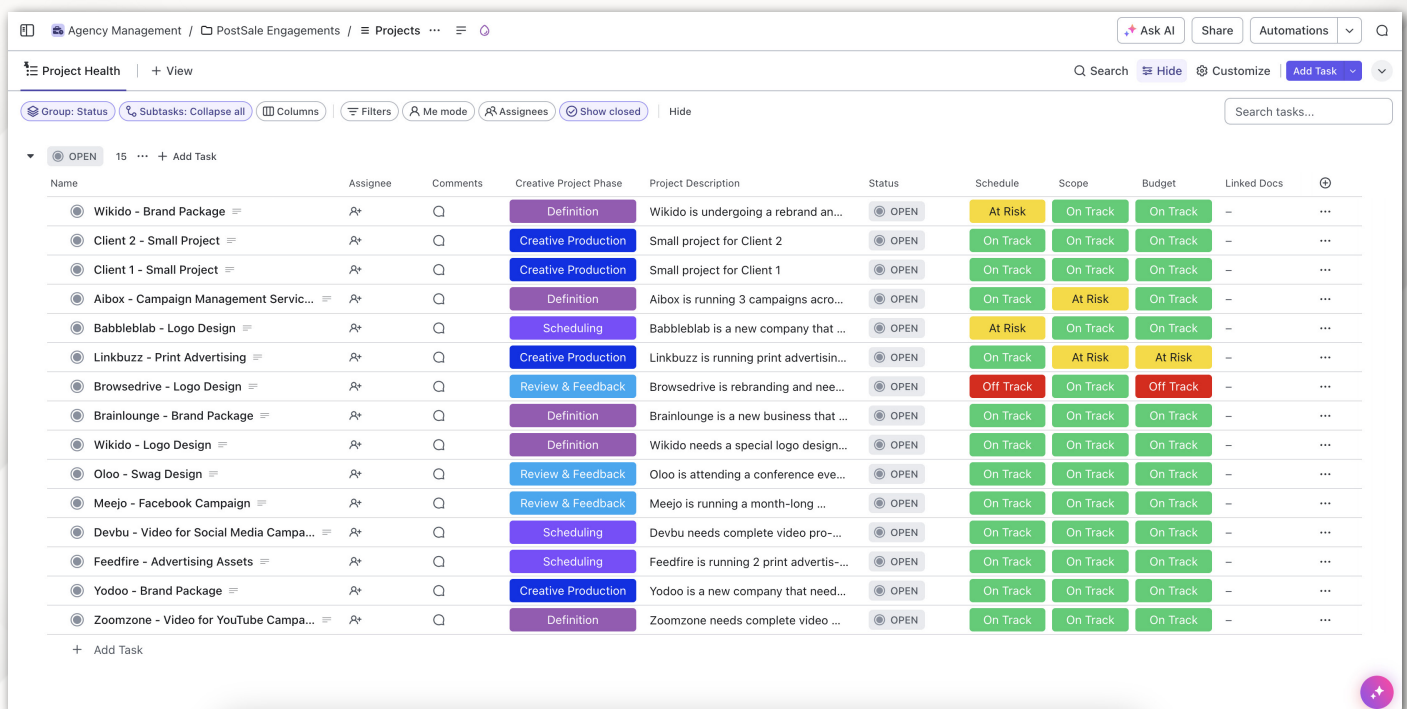
# 4

## STEP 4 – USE CLICKUP TO HOST BONUS ASSETS OR SOPs

Add bonus materials—like templates, checklists, swipe files, or SOPs—inside a ClickUp folder.

Give the lead access via email or chatbot, and invite them to explore more.

Bonus Tip: Use ClickUp's public sharing feature to deliver gated content



Name	Assignee	Comments	Creative Project Phase	Project Description	Status	Schedule	Scope	Budget	Linked Docs	
Wikido - Brand Package	Assignee	Q	Definition	Wikido is undergoing a rebrand an...	OPEN	At Risk	On Track	On Track	-	...
Client 2 - Small Project	Assignee	Q	Creative Production	Small project for Client 2	OPEN	On Track	On Track	On Track	-	...
Client 1 - Small Project	Assignee	Q	Creative Production	Small project for Client 1	OPEN	On Track	On Track	On Track	-	...
Aibox - Campaign Management Servic...	Assignee	Q	Definition	Aibox is running 3 campaigns acro...	OPEN	On Track	At Risk	On Track	-	...
Babblelab - Logo Design	Assignee	Q	Scheduling	Babblelab is a new company that ...	OPEN	At Risk	On Track	On Track	-	...
Linkbuzz - Print Advertising	Assignee	Q	Creative Production	Linkbuzz is running print advertisin...	OPEN	On Track	At Risk	At Risk	-	...
Browsedrive - Logo Design	Assignee	Q	Review & Feedback	Browsedrive is rebranding and nee...	OPEN	Off Track	On Track	Off Track	-	...
Brainlounge - Brand Package	Assignee	Q	Definition	Brainlounge is a new business that ...	OPEN	On Track	On Track	On Track	-	...
Wikido - Logo Design	Assignee	Q	Definition	Wikido needs a special logo design...	OPEN	On Track	On Track	On Track	-	...
Oloo - Swag Design	Assignee	Q	Review & Feedback	Oloo is attending a conference eve...	OPEN	On Track	On Track	On Track	-	...
Meejo - Facebook Campaign	Assignee	Q	Review & Feedback	Meejo is running a month-long ...	OPEN	On Track	On Track	On Track	-	...
Devbu - Video for Social Media Campa...	Assignee	Q	Scheduling	Devbu needs complete video pro...	OPEN	On Track	On Track	On Track	-	...
Feedfire - Advertising Assets	Assignee	Q	Scheduling	Feedfire is running 2 print advertis...	OPEN	On Track	On Track	On Track	-	...
Yodoo - Brand Package	Assignee	Q	Creative Production	Yodoo is a new company that need...	OPEN	On Track	On Track	On Track	-	...
Zoomzone - Video for YouTube Campa...	Assignee	Q	Definition	Zoomzone needs complete video ...	OPEN	On Track	On Track	On Track	-	...

Done-For-You Funnel Templates Available!

Want to launch this exact funnel in 15 minutes?

Use our swipe files, chatbot flows, email automations, and pre-recorded avatar video script.

Unlock everything here → [Bonus Vault](#)

# Automate Client Onboarding

Deliver a “wow” experience from day one—without the back-and-forth, overwhelm, or dropped details.

Onboarding new clients can feel chaotic—manual emails, repetitive questions, and lost documents. This funnel solves all of that.

With this system, every new client gets:

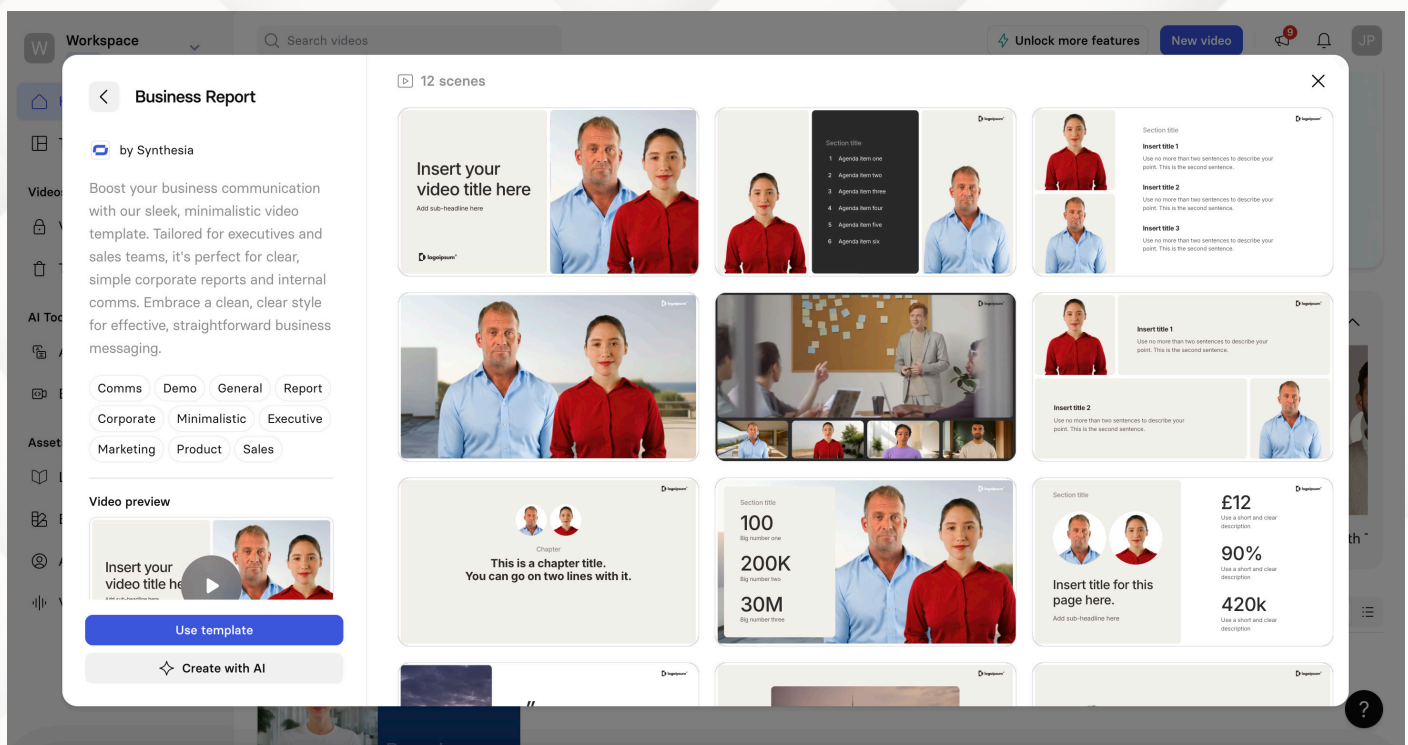
- A personalized welcome experience (without custom effort)
- A fully automated info capture process
- A clean, professional delivery dashboard with next steps
- You'll impress clients while saving hours, eliminating hand-holding, and reducing churn—all with four tools working in sync.

# 1

## STEP 1 — GREET CLIENTS WITH SYNTHESIA VIDEO

Create a warm, professional welcome using a Synthesia avatar. Personalize it by referencing their business type, next steps, or onboarding goals.

Use the same video for every new client—with a personal feel every time.



# Grow and Nurture Your Leads on Autopilot

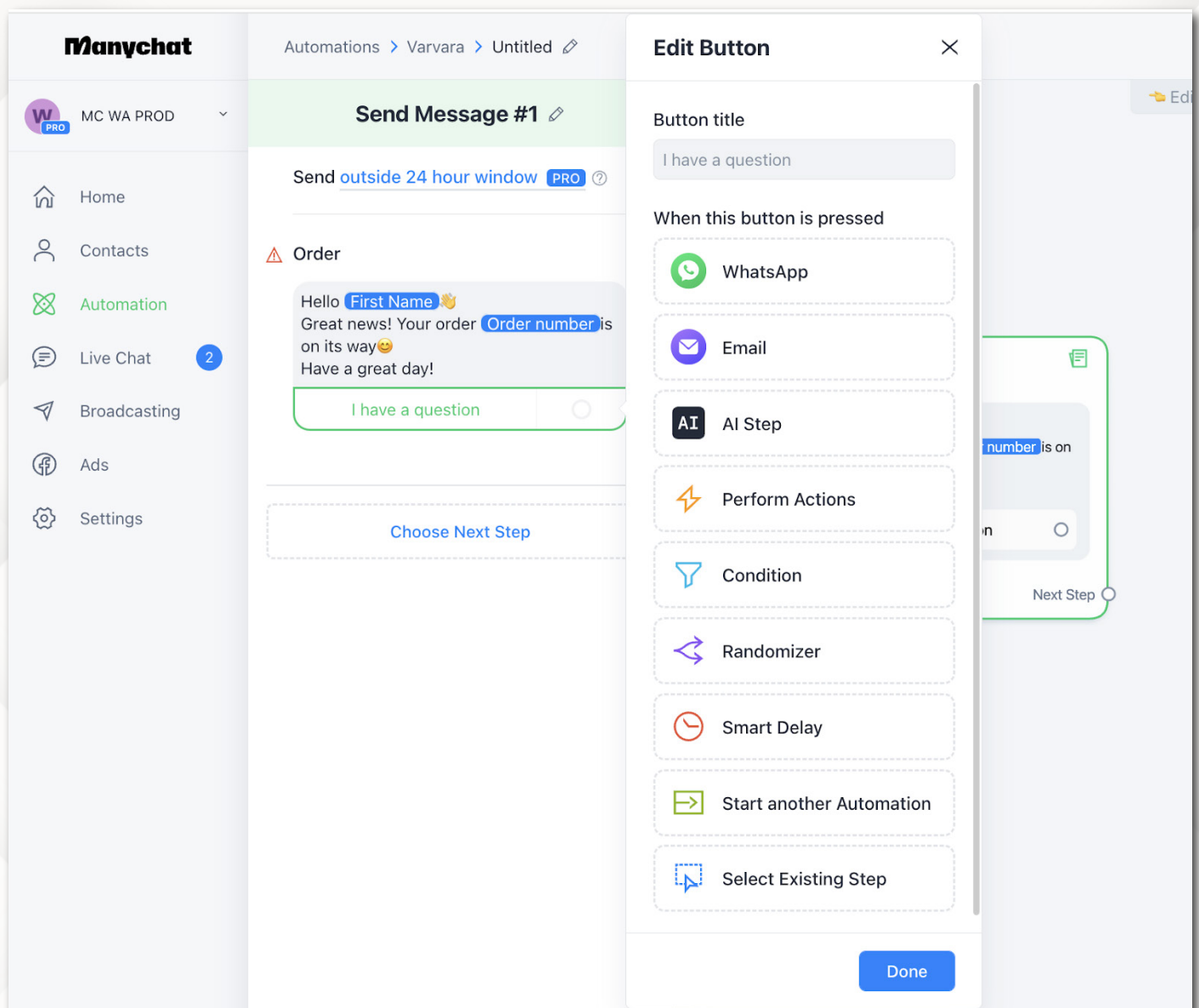
Capture, Engage, and Convert Leads with Smart DMs, Video Content, and Automated Emails

# 2

## STEP 2 – COLLECT CLIENT INFO VIA MANYCHAT

Build an onboarding chatbot to collect key info: name, email, business goals, website, brand materials, etc. Use Instagram DM, Facebook, or web widget.

All data auto-syncs to your CRM or gets emailed to you instantly.





# Grow and Nurture Your Leads on Autopilot

Capture, Engage, and Convert Leads with Smart DMs, Video Content, and Automated Emails

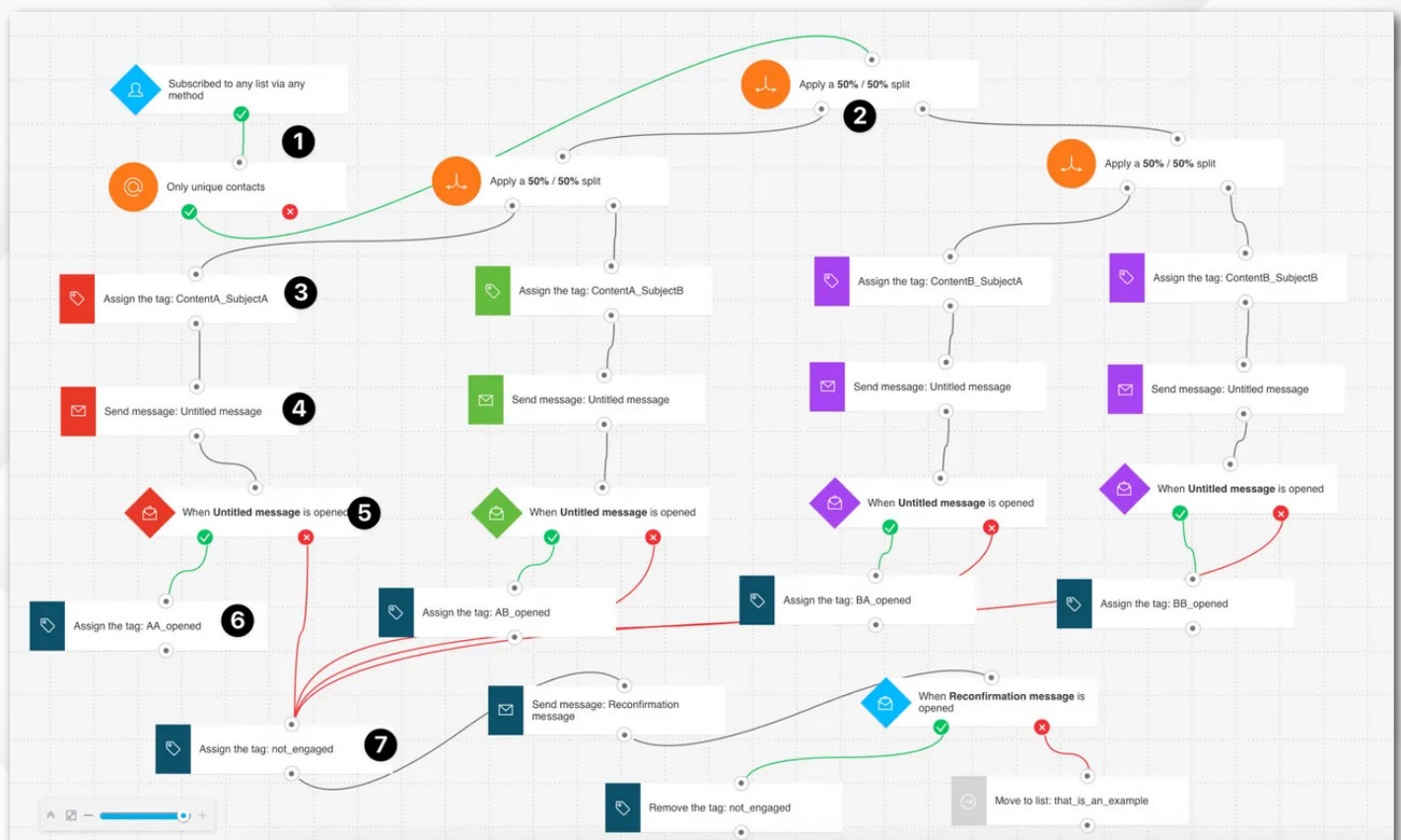
# 3

## STEP 3 – SEND WELCOME CHECKLIST WITH GETRESPONSE

Trigger a custom onboarding email that includes:

- PDF intake checklist
- Key links (Google Drive, calendar booking, etc.)
- The Synthesia video again for reference

Create a 3-part onboarding email sequence for spaced delivery



# Grow and Nurture Your Leads on Autopilot

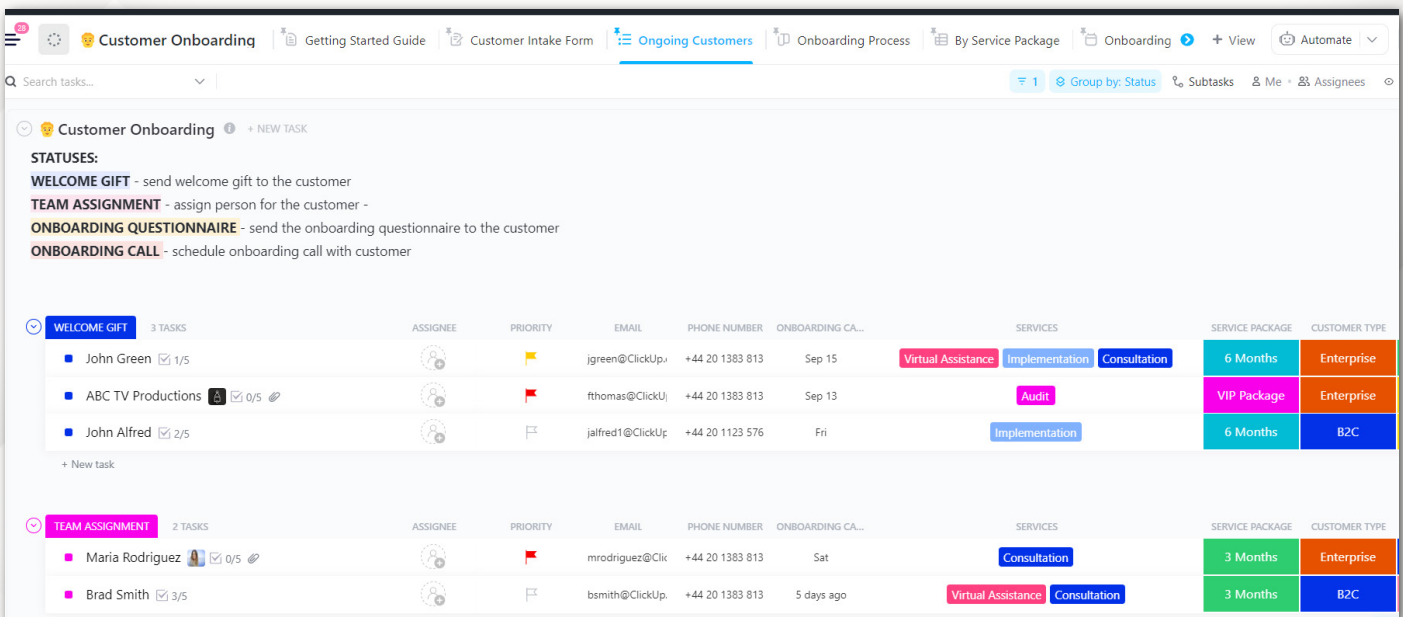
Capture, Engage, and Convert Leads with Smart DMs, Video Content, and Automated Emails

# 4

## STEP 4 – TRIGGER SOPS AND DELIVERY BOARDS IN CLICKUP

Once a new client joins, trigger a templated ClickUp board to manage tasks, resources, and communication checkpoints. Assign tasks, share files, and track onboarding in one place.

Duplicate once. Use forever.



The screenshot shows a ClickUp board for 'Customer Onboarding'. It features two task lists: 'WELCOME GIFT' with 3 tasks and 'TEAM ASSIGNMENT' with 2 tasks. Each task row includes columns for Assignee, Priority, Email, Phone Number, Onboarding Call date, Services, Service Package, and Customer Type.

Task List	Task	Assignee	Priority	Email	Phone Number	Onboarding Call	Services	Service Package	Customer Type
WELCOME GIFT	John Green	1/5	High	jgreen@ClickUp	+44 20 1383 813	Sep 15	Virtual Assistance, Implementation, Consultation	6 Months	Enterprise
	ABC TV Productions	0/5	High	fthomas@ClickUp	+44 20 1383 813	Sep 13	Audit	VIP Package	Enterprise
	John Alfred	2/5	Medium	jalfred1@ClickUp	+44 20 1123 576	Fri	Implementation	6 Months	B2C
TEAM ASSIGNMENT	Maria Rodriguez	0/5	High	mrodriguez@ClickUp	+44 20 1383 813	Sat	Consultation	3 Months	Enterprise
	Brad Smith	3/5	Medium	bsmith@ClickUp	+44 20 1383 813	5 days ago	Virtual Assistance, Consultation	3 Months	B2C

Want to Launch an Onboarding Flow in No Time?

Get our DM script, welcome video script, email templates, and ClickUp board  
→ [Unlock Bonus Vault](#)

# One Dashboard to Deliver Everything

Stay organized, look professional, and deliver on autopilot—with one duplicatable dashboard.

Tired of messy spreadsheets, missed follow-ups, or asking clients the same questions again and again?

This ClickUp Delivery Hub solves all of that by giving you a prebuilt, copy-ready project workspace that covers:

- SOPs
- Onboarding
- Task tracking
- Asset delivery

It's the same dashboard we use—and now it's yours.

## Included in the Dashboard

Inside your ClickUp workspace, you'll get:

Client Onboarding Checklist - Welcome clients with a ready-to-go intake flow.

- AI Funnel Launch Template - Track what you've built, what's pending, and what's ready to scale.
- Core SOP Templates - Use prewritten checklists for daily, weekly, and campaign-related tasks.
- Delivery Status Boards (Optional) - Track files, meetings, and fulfillment status visually.
- Duplicate-and-Deploy Simplicity - No setup needed. Just duplicate and go.

## Ready to Launch with Our ClickUp Dashboard?

Duplicate These Templates → [Unlock Bonus Vault](#)

No tech setup required. Just copy, customize, and start delivering.





# Unlock Bonus SOPs + Templates

Share the Toolkit. Unlock Exclusive Resources. Level Up Faster.

You're one step away from getting even more growth tools .

Unlock immediate access to Bonus Vault and get:

- 10 Advanced Email Flows - Prewritten sequences for webinars, launches, and re-engagement.
- Video Scripts for Synthesia - Plug-and-play scripts for sales videos, onboarding, and lead magnets.
- Agency, Creator, and Consultant SOPs - Done-for-you task templates and delivery workflows.
- Swipe File for Chatbot Sequences - Ready-to-deploy DM scripts for lead capture and nurturing.

Bonus:

Unlock inclusion in future private training invites and early-bird offers for future toolkits.

## Unlock Your Bonus Vault!

Get All Assets, Implement in Minutes -> [Unlock Bonus Vault](#)

Most people unlock the bonus vault get in early and build faster.



# Here's What to Do Next

You've got the tools. Now let's turn this into a live, automated funnel—fast.

## **Main Checklist (5 Action Steps)**

Use this 5-step checklist to go from idea to fully deployed AI funnel.

### **Step 1: Join All 4 Tools**

Click the links below to set up your accounts with the same tools used in every use case.

### **Step 2: Duplicate the Funnel Assets**

Grab your ClickUp delivery dashboard, chatbot flow, and email sequence templates.

### **Step 3: Record or Customize Your Video**

Use our script packs or write your own. Synthesia makes it fast, polished, and scalable.

### **Step 4: Connect Everything (Fast Setup)**

Plug your tools together using our visual flow guide + checklist (included in ClickUp).

### **Step 5: Launch and Share**

Post your funnel live, drive traffic with short-form video, and share the toolkit to unlock even more bonuses.

# Your AI Funnel Stack

Everything You Need to Launch, Automate, and Deliver—With Just 4 Tools

## GetResponse

*Automate Emails That Sell While You Sleep*



Set up lead magnets, welcome emails, and full sales funnels with pre-built templates.

Trigger actions based on behavior—no coding needed.

[Start with → GetResponse](#)

## Synthia

*Create High-Converting Videos with AI Avatars*



Build engaging, studio-quality videos in minutes without recording yourself.

Use videos in sales pages, onboarding flows, email sequences, and more.

[Launch → Synthia](#)

## Manychat

*Convert Conversations into Customers*



Turn Instagram DMs, Facebook messages, or web widgets into powerful conversion tools.

Build interactive flows that capture leads, book calls, and deliver offers—all automatically.

[Start with → Manychat](#)

30% off first 3 months

## ClickUp

*Deliver Like a Pro with Prebuilt Systems*



Organize SOPs, onboarding checklists, and project workflows with our lightweight ClickUp board.

Just duplicate and launch your delivery system.

[Try → ClickUp](#)