
The Quick-Start Guide to
**Reparenting Your
Inner Child**



5 Simple Practices to Begin Healing Your Inner Child



About InnerKinder

InnerKinder is a safe space where you can become your best self

It's a space for anyone who feels ready to heal the parts of themselves that were never seen, never heard, never nurtured. The kid inside you - the one who still wonders if they're too much or not enough - deserves kindness. At InnerKinder, we know you have untold inner strength. We're here to walk with you on your journey to recognize unhealthy coping mechanisms, break through toxic patterns and realize your true potential - offering tools, support, and gentle reminders that everything you need is already within you.



To explore more resources and support your journey, visit us anytime at www.innerkinder.com - you're always welcome here.



INNERKINDER
GROW FROM WITHIN

Welcome

If you've ever wondered why you overreact to little things... struggle with boundaries... or feel "not enough" no matter how hard you try, you're not alone.

Here's the truth:

You are not broken.

You are unparented.

Reparenting isn't about blaming your parents or becoming perfect. It's about learning to show up for yourself with the same safety, compassion, and steadiness you always needed.

This guide is a **gentle introduction**: five simple practices you can begin today. Each one offers a small but powerful shift. Try them, notice how you feel, and remember — healing is a journey, not a sprint.



INNERKINDER
GROW FROM WITHIN

Practice 1:

The “Safe Place” Visualization

What It Does: Creates a mental sanctuary for your inner child anytime you feel overwhelmed.

How to Try It:

1. Close your eyes and take three slow breaths.
2. Imagine a place where you feel completely safe — a blanket fort, a quiet beach, a cozy treehouse.
3. Add sensory details: what do you see, hear, smell, feel under your feet?
4. Picture your younger self there. Offer them comfort, presence, or words of reassurance.

Why It Works:

Your brain responds to imagery almost as if it were real. By vividly creating safety, you send calming signals to your nervous system — lowering stress hormones and inviting peace.





Practice 2: “Name It to Tame It”

What It Does: Helps reduce emotional overwhelm by labeling your feelings.


How to Try It:

When you're triggered, say:

- “Right now, I notice I feel _____.”
- “Underneath that, I feel _____.”
- “And I’m allowed to feel that.”

Why It Works:

Naming emotions activates your rational brain and quiets your fear center. This simple practice softens intensity and gives your inner child permission to feel.



Practice 3: The Daily Safety Check-In


What It Does: Builds a steady ritual that teaches your nervous system it's safe to slow down.

How to Try It:

1. Place a hand on your chest or belly.
2. Ask yourself:
 - “How am I feeling right now?”
 - “What do I need?”
 - “How can I offer that to myself today?”
3. Close with a gentle reminder: “You’re not alone anymore. I’ve got you.”

Why It Works:

Consistency rewires the brain for secure attachment. Each daily check-in tells your inner child: *I see you. I’m staying.*



Practice 4: Compassion Scripts for the Inner Critic

What It Does: Interrupts harsh self-talk and replaces it with kindness.

How to Try It:

When you catch your critic saying something like “You’re *lazy*, you’ll never get this right”, answer with this 3-step script:

- 1. Acknowledge pain:** “This is really hard right now.”
- 2. Normalize it:** “A lot of people struggle with this too.”
- 3. Offer kindness:** “I’m doing the best I can — and that’s enough for today.”

Why It Works:

Shame shuts us down. Compassion restores motivation and safety, which is exactly what your inner child has always needed.



Practice 5: Saying “No” Without Guilt

What It Does: Teaches you to set boundaries that protect your peace.

How to Try It:

Practice these simple scripts:

- “Thanks for asking. I’m prioritizing my peace this week.”
- “I can’t commit to that right now.”
- “I’m not available, but I hope it goes well for you.”

Why It Works:

If “no” feels dangerous, it’s because you were conditioned to believe your needs were a threat to connection. Boundaries are not rejection — they are protection. Each time you say “no” with kindness, you reparent your younger self by keeping them safe.



Next Steps: Go Deeper with The Reparenting Roadmap

These five practices are just the beginning. In *The Reparenting Roadmap*, you'll find **25 essential practices** across five life-changing pillars:

- Emotional Safety & Regulation
- Inner Dialogue & Self-Compassion
- Boundaries, Needs & Self-Trust
- Healing the Past & Grieving the Loss
- Reclaiming Joy, Play & Identity

Your inner child doesn't just need a few tools — they need a **roadmap**. And that's exactly what this book gives you.

[Get The Roadmap](#)



Closing Note

Healing isn't about fixing yourself. It's about finally becoming the safe, loving presence you always needed. Your inner child doesn't need you to be perfect — only present.

You're already taking the first steps. Keep going. 🧡



Want to go further with your healing journey?


Explore courses and tools designed to help you feel more calm, connected, and kind to yourself — every day.

Explore More at InnerKinder.com



INNERKINDER
GROW FROM WITHIN

WWW.INNERKINDER.COM



INNERKINDER

GROW FROM WITHIN