

A woman with long, wavy brown hair is smiling warmly at the camera. She is wearing a light-colored, possibly white or cream, cardigan over a white top. She is holding a white coffee cup with both hands. The background is a bright, modern kitchen with a window on the right side, letting in natural light. The overall tone is soft and inviting.

# 7-Day Reset Plan for Women 40+

You wake up tired. You power through on caffeine. You give everything to everyone — and by evening, there is nothing left for you. If this sounds familiar, you are not broken. You are simply running on empty, and it is time to change that. This 7-day programme is your first step back to the vibrant, energised, clear-headed woman you know is still there — waiting to emerge.

A HOLISTIC RESET PROGRAMME

# Introduction: Say Goodbye to Exhaustion, Hello to Your Vitality

There is a particular kind of tiredness that women over 40 know intimately. It is not the satisfying fatigue of a full day well-lived — it is the bone-deep weariness that greets you before your feet even touch the floor. The morning coffee that no longer works. The weekend that passes in a blur and leaves you still exhausted on Monday. The weight that crept on quietly, the brain fog that dims your sharpest thoughts, the irritability that makes you feel like a stranger in your own skin. You have tried harder, slept longer, cut back on treats — and still, the needle barely moves.

This programme exists because you deserve better than that. The 7-Day Reset Plan for Women 40+ is not another punishing diet, extreme fitness challenge, or wellness trend designed by someone who has never felt the particular pressure of midlife. It is a compassionate, science-informed, deeply practical roadmap built specifically for the hormonal reality of your body right now — in your 40s, 50s, and beyond.

Over seven days, you will work with your body rather than against it. Through gentle detoxification, hormone-supportive nutrition, restorative movement, stress regulation, and mindset renewal, you will begin to feel the shift that so many women describe as "finally coming back to myself." This is not about perfection. It is about momentum. It is about laying the groundwork for sustainable energy, a clearer mind, and a body that feels like home again.

## The Promise

7 days to ignite a deep reset — stable energy, mental clarity, and a lighter feeling in your body — without restriction or extremes.

## The Philosophy

Anti-inflammatory nutrition, gentle movement, intentional stress management, and optimised sleep — the Vitality Blueprint condensed.

## The Result

*"In 7 days, you will feel the spark. In 30 days, the fire."* This week is your beginning, not your limit.

Before you begin, stock your kitchen with the essentials: leafy greens, lean proteins (eggs, wild salmon, legumes), anti-inflammatory spices (turmeric, ginger, cinnamon), herbal teas (dandelion, nettle, chamomile), healthy fats (avocado, olive oil, chia seeds), and plenty of fresh water. Speak to your family about your commitment this week — even small acts of support make a meaningful difference. And above all, be kind to yourself. You are doing something courageous.

# Your Reset Pantry: What to Stock Before You Begin

Preparation is the secret ingredient most reset programmes overlook. When your kitchen is aligned with your goals, you remove the friction that derails good intentions at 6pm on a Tuesday. This is not about stocking an expensive health food shop — it is about curating a simple, nourishing abundance that makes the healthy choice the easy choice all week long.

## Core Shopping List

- Leafy greens: spinach, kale, rocket
- Lean proteins: eggs, wild salmon, chicken
- Legumes: lentils, chickpeas, black beans
- Healthy fats: avocado, olive oil, chia seeds
- Slow carbs: sweet potato, quinoa, oats
- Fermented foods: kombucha, kefir, sauerkraut
- Herbal teas: dandelion, nettle, chamomile
- Anti-inflammatory spices: turmeric, ginger, cinnamon
- Bone broth or quality vegetable stock
- Dark chocolate (85%+ cacao)

## Family & Logistics Prep

A few simple organisational steps before Day 1 will transform your week from chaotic to calm:

- Batch-cook a large pot of vegetable broth on Sunday
- Prepare overnight oats or chia pudding the evening before
- Let your household know this week is important to you
- Clear one drawer or shelf as your "reset space"
- Download a simple water-tracking app or use a marked bottle
- Schedule your 20-minute movement sessions in your calendar
- Prepare a playlist for your morning meditation

📌 You do not need to be perfect. You need to begin. Even following 70% of this plan will create noticeable, meaningful change in how you feel.

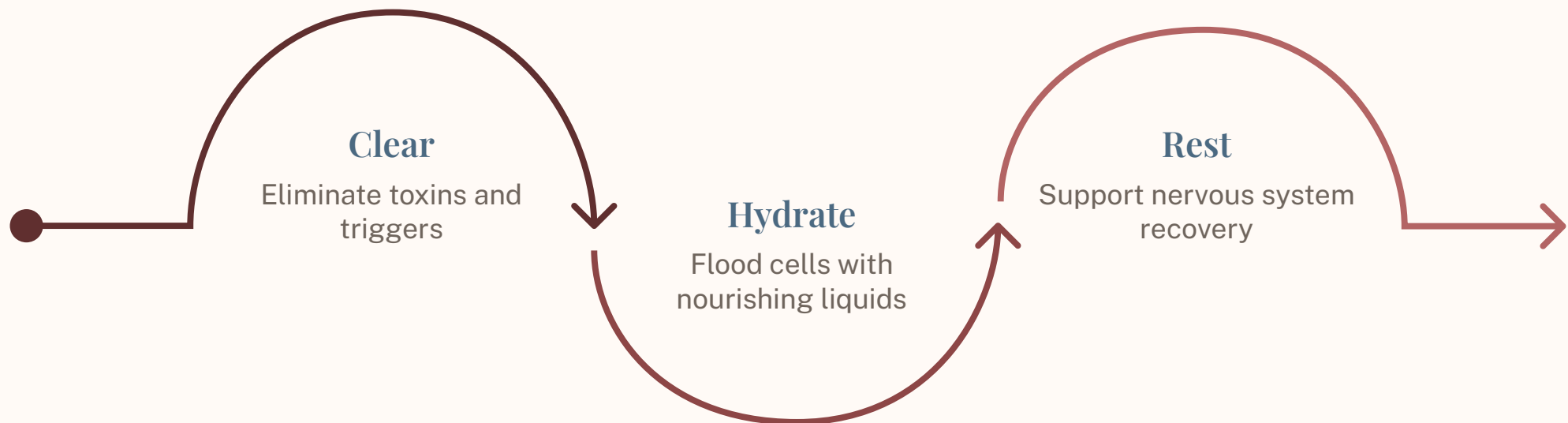
# Part I: Preparation & Days 1–2

## Chapter Overview

DETOX & RECOVERY

DAYS 1-2

The first two days of your reset are about clearing the clutter — physical, cellular, and emotional. Before you can build sustainable energy, you must first remove the obstacles that are draining it. Think of these days as preparing the soil before planting seeds. You will not feel deprived; you will feel relieved. Your body has been waiting for this permission to rest, release, and renew.



These two days set the physiological foundation for everything that follows. Without this initial clearing, the nutritional and hormonal work of Days 3–7 cannot take full effect. Trust the process — your body is infinitely capable of renewal when given the right conditions.

# Chapter 1: Understanding Your 40+ Metabolism

Something genuinely shifts in a woman's body after 40, and acknowledging that is not defeatist — it is empowering. Understanding the "why" behind your exhaustion, weight gain, and mood fluctuations means you can finally stop fighting your body and start working with it. The fatigue you feel is not a character flaw. It is physiology — and physiology can be influenced.

As oestrogen levels begin their gradual decline in perimenopause and beyond, the body's ability to manage blood sugar, store fat, and regulate sleep becomes measurably altered. Oestrogen plays a protective role in insulin sensitivity, so as it falls, cells become less responsive to insulin — meaning glucose stays in the bloodstream longer, triggering fat storage, particularly around the abdomen. This is why you may be eating the same foods you always have, exercising just as you did in your 30s, and still watching the scales creep upward.

Simultaneously, the stress hormone cortisol — already elevated in many busy women — becomes even more disruptive when oestrogen drops. Elevated cortisol signals the body to store fat, disrupt sleep, impair memory, and suppress immune function. It is the biochemical explanation for the exhausted-but-wired feeling so many women in midlife describe. The good news is that cortisol is highly responsive to lifestyle intervention, which is exactly what this programme addresses.

## Oestrogen Decline

Reduced insulin sensitivity → visceral fat storage → energy fluctuations. This responds powerfully to anti-inflammatory nutrition within days.

## Elevated Cortisol

Chronic stress → adrenal fatigue → disrupted sleep → brain fog. Breathwork, adaptogens, and restorative movement interrupt this cycle.

## Thyroid Slowdown

Metabolic rate decreases subtly post-40. Protein-rich nutrition and resistance movement are the most effective natural supports.

## Gut Microbiome Shift

Hormonal changes alter gut flora diversity, impacting mood, immunity, and nutrient absorption. Fermented foods begin restoring balance within 48 hours.

The 7-day programme is designed with all of this in mind. Rather than a one-size-fits-all approach that ignores these hormonal realities, it creates a personalised blueprint for your body's current needs. The self-assessment exercises below will help you identify your specific starting point so that you can track genuine, personal transformation over the week ahead.

Rate yourself on a scale of 1–10: **Energy levels upon waking** | **Quality of sleep** | **Stress and overwhelm** | **Digestive comfort** | **Mental clarity and focus**. Write these numbers down. By Day 7, you will rate them again — and the difference will tell your story.

# Chapter 2: Day 1 — Hydration & Elimination

DAY 1

DETOX & CLEANSE

Welcome to Day 1. Today is about the most fundamental act of self-care available to you: flooding your body with clean, nourishing liquid. Water is the medium through which every cellular process occurs — toxin elimination, nutrient transport, hormone circulation, energy production. Most women over 40 are chronically mildly dehydrated without realising it, and the symptoms — fatigue, brain fog, headaches, sugar cravings — are precisely what this programme is designed to address.

## Today's Liquid Menu

- **Upon waking:** 500ml warm water with lemon juice and a pinch of Himalayan salt
- **Mid-morning:** Dandelion and nettle herbal tea (supports liver and lymphatic drainage)
- **Lunch:** Detox carrot and celery soup (recipe below)
- **Afternoon:** Cucumber, mint and ginger infused water (1.5L prepared the night before)
- **Evening:** Light vegetable broth with fresh herbs; chamomile tea before bed
- **Total target:** 3 litres of fluid throughout the day

## Detox Carrot & Celery Soup

This warming, mineral-rich soup supports liver function and provides gentle nourishment without taxing the digestive system.

- 4 large carrots, chopped
- 4 stalks celery, sliced
- 1 onion, 3 garlic cloves
- 1 tsp turmeric, 1 tsp fresh ginger
- 1L organic vegetable stock
- Fresh parsley and lemon to serve

Simmer all ingredients for 25 minutes, blend until smooth. Season with sea salt and a squeeze of lemon. Serves 2 generously.

## Your Day 1 Wellness Routine



### 20-Minute Gentle Walk

A slow, mindful walk stimulates lymphatic circulation, which has no pump of its own and relies entirely on movement. No targets, no speed — just movement and breath.



### Lymphatic Self-Massage

Using gentle circular strokes, massage your abdomen clockwise for 5 minutes, then long strokes upward on the legs. This actively supports the body's elimination pathways.



### 10-Minute Anti-Stress Meditation

Sit comfortably, close your eyes, and focus on the phrase: *"I am releasing what no longer serves me."* Use a guided app if helpful. This sets a powerful nervous system tone for the day.

📌 What to expect today: frequent urination (a sign of success — your kidneys are actively flushing), possible sugar cravings (take 200mg magnesium glycinate with your afternoon tea to ease these), and a sense of lightness by evening. Your body is already saying thank you.

# Day 1 Recipes at a Glance

Simplicity is the cornerstone of this programme. These recipes require minimal preparation time and deliver maximum nourishment. When food is easy and beautiful, you are far more likely to stay the course — even on the most demanding days.



## Cucumber Mint & Ginger Infused Water

Slice half a cucumber, a handful of fresh mint, and a 2cm piece of fresh ginger into 1.5L of filtered water. Refrigerate overnight. Sip throughout the day for anti-inflammatory hydration that actually tastes delicious.



## Evening Mineral Broth

Simmer onion, celery, carrot, courgette, parsley stalks, and a strip of kombu seaweed in 2L of water for 45 minutes. Strain and season with sea salt and lemon. Rich in potassium, magnesium, and trace minerals that support cellular energy.



## Chamomile Sleep Tea

A cup of chamomile tea 30 minutes before bed signals the nervous system to begin its wind-down sequence. Add a teaspoon of raw honey and a pinch of nutmeg for an additional sedative effect that supports deeper, more restorative sleep.

# Chapter 3: Day 2 — Reigniting Digestion

DAY 2

GUT HEALTH & RECOVERY

By Day 2, your body has begun the process of clearing. Now we invite the digestive system to step back into its full, magnificent potential. The gut is far more than a food-processing tube — it is a hormonal organ, an immune regulator, and what scientists now call the "second brain." Up to 90% of your serotonin is produced in the gut lining, which means that your mood, your resilience, and your sense of mental clarity are profoundly dependent on the health of your digestive system.

After 40, the diversity of gut microbiome naturally declines, digestion slows, and the gut lining can become more permeable — contributing to bloating, fatigue, food sensitivities, and that persistent sense of sluggishness that no amount of coffee seems to address. Today's semi-liquid menu and gentle movement practices are specifically designed to soothe, repair, and reactivate your digestive fire.

## Day 2 Menu

- **Breakfast:** Warm stewed apple with cinnamon and ground flaxseed
- **Mid-morning:** Small glass of homemade kombucha or kefir
- **Lunch:** Sweet potato and turmeric purée (recipe below)
- **Afternoon snack:** Bone broth with a pinch of sea salt and apple cider vinegar
- **Dinner:** Steamed courgette, broccoli, and spinach with a drizzle of cold-pressed olive oil and lemon
- **Before bed:** Milk thistle (silymarin) herbal tea

## Sweet Potato & Turmeric Purée

One of the most gut-loving, anti-inflammatory foods you can eat. This purée is silky, warming, and deeply satisfying.

- 2 medium sweet potatoes, roasted
- 1 tsp turmeric powder
- ½ tsp black pepper (activates curcumin by 2000%)
- 1 tbsp coconut oil
- Sea salt and fresh coriander to serve

Blend all ingredients until smooth and creamy. The combination of sweet potato's prebiotic fibre and turmeric's anti-inflammatory curcumin is a powerful gut-healing duo.

## Day 2 Movement & Mindset

1

### Gentle Yin Yoga for Digestion

Five postures held for 3–5 minutes each: Child's Pose, Supine Twist (both sides), Happy Baby, and Legs Up The Wall. These compress and release digestive organs, stimulating peristalsis naturally.

2

### Diaphragmatic Breathing

Practice 2x daily: 5 minutes of slow, deep belly breathing (4 counts in, hold 4, exhale 8). This activates the vagus nerve, shifting from sympathetic "fight-or-flight" to parasympathetic "rest-and-digest" mode.

3

### Journalling: Body Sensations

Spend 10 minutes writing freely about how your body feels — without judgement. Note any changes from Day 1: energy, bloating, mood, hunger. This builds the self-awareness that fuels lasting change.

4

### 3-Minute Gratitude Practice

Alongside your milk thistle tea before bed, write three specific things your body did for you today. This is not toxic positivity — it is a scientifically validated method for reducing cortisol and improving sleep quality.

"By Day 2, I already felt lighter — not just physically, but in my head. The fog was starting to lift. I hadn't felt that in years." — Emily, 44, who broke her burnout cycle using these exact principles.

# Chapter 4: Days 1–2 Success Markers

Progress in the first 48 hours is real, measurable, and meaningful — though it may show up differently than you expect. This is not about dramatic weight loss or overnight miracles. It is about the early signals of a body beginning to function as it was designed to. Learning to read these signals is one of the most empowering skills you will develop through this programme.



## Physical Signs

Regular, comfortable bowel movements. Reduced bloating by evening of Day 2. Skin beginning to look clearer and less puffy. Fewer under-eye shadows upon waking.



## Mental Shifts

Slightly reduced mental fog, particularly in the morning. A small but perceptible increase in ability to concentrate. Fewer intrusive cravings for sugar and caffeine.



## Energy Changes

You may notice a dip in energy mid-afternoon on Day 1 as the body adjusts — this is normal and temporary. By Day 2 evening, most women notice a quiet, steady increase in baseline energy.



## Emotional Signals

A subtle but genuine reduction in irritability and overwhelm. A sense of agency and accomplishment — the powerful feeling of doing something meaningful for yourself.

## Troubleshooting Days 1–2

| Challenge       | Why It Happens                      | Solution                                       |
|-----------------|-------------------------------------|--|
| Headache        | Caffeine withdrawal or dehydration  | 200mg magnesium glycinate + extra water + rest |
| Irritability    | Blood sugar dip as body adjusts     | Adaptogen (ashwagandha) + small protein snack  |
| Fatigue surge   | Detox pathways activating           | Rest without guilt — this is healing           |
| Strong cravings | Sugar/caffeine dependence releasing | Herbal tea + walk + distraction for 20 mins    |

"Sophie, 46, arrived at Day 2 having lost 1.5kg of water weight, reporting clearer thoughts and what she called 'the first morning in months I didn't dread getting up.' These two days are the foundation upon which everything else is built."

# The First 48 Hours: Your Transformation Begins

These two opening days are deceptively powerful. While the changes may feel subtle, beneath the surface your body is undergoing a remarkable series of biochemical shifts. Inflammatory markers are beginning to decrease. The liver is clearing a backlog of hormonal metabolites. The gut lining is receiving, perhaps for the first time in months, the gentle nourishment it needs to begin repairing. Your cells are being asked to remember what optimal function feels like.

**3L**

## Hydration Target

Daily fluid intake to flush cellular waste and support lymphatic drainage

**48h**

## Time to Feel a Shift

Most women notice measurable changes in energy and bloating within 48 hours

**80%**

## Gut-Mood Link

Proportion of serotonin produced in the gut — the direct reason gut healing lifts your mood

**-1.5kg**

## Average Water Loss

Typical reduction in water retention by end of Day 2 when the programme is followed closely

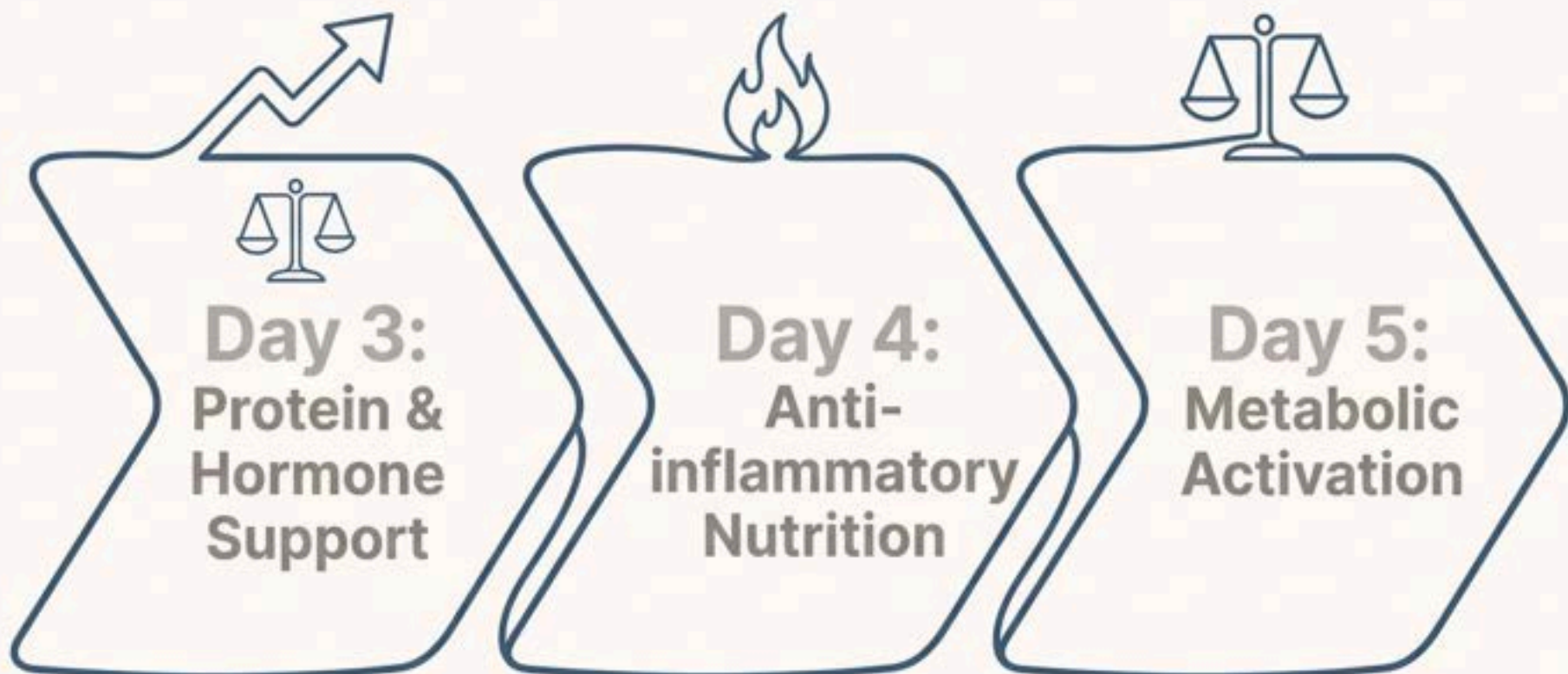
# Part II: Days 3–5 — Hormonal Rebalancing & Energy

## Programme Overview

HORMONAL RESET

DAYS 3–5

You have cleared the decks. Now the real rebuilding begins. Days 3 through 5 represent the heart of this programme — the phase where the hard work of detoxification gives way to targeted nourishment, hormonal stabilisation, and the awakening of genuine, all-day energy. Many women describe this phase as the moment things begin to "click" — when the fog starts to lift noticeably, the body begins to feel lighter and stronger, and the idea of vitality shifts from distant aspiration to lived reality.



The science behind these three days is compelling: targeted protein intake supports thyroid and adrenal function; anti-inflammatory compounds directly reduce the cytokines responsible for brain fog and joint pain; and progressive gentle movement begins to rebuild the metabolic machinery that midlife hormonal shifts have slowed. Each day builds on the last, creating compounding momentum that your body will feel — and that your self-assessment scores will reflect.

# Chapter 5: Day 3 — Protein & Hormones

DAY 3

HORMONAL SUPPORT

Day 3 is a turning point. The body has moved through its initial clearing phase and is now primed and receptive for targeted nutritional support. Today we introduce the macronutrient that women over 40 are most commonly under-consuming, and that has the most immediate and dramatic effect on hormonal balance, energy, and body composition: **protein**.

After 40, the body's ability to synthesise muscle protein decreases — a process called anabolic resistance. This means that not only do you need more protein than you did in your 30s, but your body requires it distributed evenly across meals throughout the day. Adequate protein intake directly supports thyroid hormone production, provides the amino acid precursors for serotonin and dopamine, stabilises blood sugar between meals (eliminating the energy crashes and carbohydrate cravings that exhaust you), and preserves the lean muscle mass that keeps your metabolism robust.

## Day 3 Menu

- **Breakfast:** 3 organic eggs scrambled with spinach and half an avocado
- **Mid-morning:** Collagen berry smoothie (recipe below)
- **Lunch:** Wild salmon and avocado bowl with mixed greens and lemon dressing
- **Afternoon:** Small handful pumpkin seeds + herbal tea
- **Dinner:** Grilled chicken with steamed broccoli, asparagus, and a tahini drizzle
- **Supplements:** Omega-3 (2g), Vitamin D3 (2000 IU), magnesium glycinate

## Collagen Berry Smoothie

This powerful smoothie provides complete protein, antioxidants, and the collagen peptides that support joint health, gut lining integrity, and skin elasticity simultaneously.

- 1 scoop collagen peptide powder (or 2 tbsp Greek yogurt)
- 1 cup frozen mixed berries
- 1 cup unsweetened almond milk
- 1 tbsp ground flaxseed
- 1 tsp raw cacao powder
- Small handful spinach (you will not taste it)

Blend until silky smooth. Drink slowly, ideally sitting down — allow your body to begin the digestive process consciously.

### → Post-Meal Walk: 30 Minutes

A gentle walk after your largest meal (usually lunch) lowers post-prandial blood glucose by up to 30%, directly reducing visceral fat storage and supporting insulin sensitivity — the holy grail of 40+ metabolism.

### → Mindset Practice: Confidence Anchoring

Take 5 minutes to write or recall three moments when you felt genuinely capable and strong. This activates neural pathways associated with self-efficacy — scientifically shown to improve follow-through and resilience.

### → What to Expect

Noticeably more stable mood throughout the day. Reduced 3pm energy crash. Fewer cravings for sweet foods. A sense of genuine satisfaction after meals rather than the emptiness that refined carbohydrates leave behind.

# Chapter 6: Day 4 — Powerful Anti-Inflammatory Nutrition

DAY 4

ANTI-INFLAMMATORY RESET

Chronic low-grade inflammation is the silent force behind many of the symptoms that women over 40 attribute simply to "ageing" — the joint stiffness upon waking, the persistent brain fog, the skin that feels dull and reactive, the digestion that never quite settles. This inflammation is driven by elevated cytokines: chemical messengers that, when chronically elevated, cause real and measurable damage to energy systems, hormonal balance, and cognitive function.

The extraordinary news is that your food choices have direct, rapid influence over your body's inflammatory response. The compounds in today's menu — curcumin in turmeric, gingerols in ginger, polyphenols in berries, oleocanthal in olive oil — are not gentle suggestions for long-term health. They are powerful anti-inflammatory agents that begin reducing cytokine levels within hours of consumption. Today you will feel the difference.



## Turmeric & Curcumin

Nature's most studied anti-inflammatory compound. Reduces NF-kB (the master inflammatory switch), supports liver detoxification, and has measurable effects on joint pain, brain fog, and mood within 2–4 weeks of regular use.



## Berries & Polyphenols

Wild blueberries, raspberries, and blackberries contain anthocyanins that cross the blood-brain barrier, reducing neuroinflammation — the direct cause of brain fog and low mood in midlife women.

## Day 4 Menu Highlights

- **Breakfast:** Golden milk chia pudding with mixed berries
- **Lunch:** Fennel, wild salmon, and rocket salad with lemon-olive oil dressing
- **Afternoon:** Proteinous golden milk (recipe below)
- **Dinner:** Roasted turmeric-ginger salmon with rainbow vegetables and quinoa



## Ginger

Potent inhibitor of prostaglandins that drive inflammation and pain. Ginger also dramatically improves gastric emptying, reducing the bloating and sluggish digestion so common post-40. Use fresh and generously.



## Extra Virgin Olive Oil

Contains oleocanthal, which has equivalent anti-inflammatory action to low-dose ibuprofen when consumed daily. Use liberally on salads, vegetables, and as a cooking base on gentle heat.

## Proteinous Golden Milk

- 250ml warm oat or almond milk
- 1 tsp turmeric, ¼ tsp black pepper
- ½ tsp cinnamon, pinch of cardamom
- 1 scoop collagen or plant protein powder
- 1 tsp raw honey or maple syrup

Whisk until combined and frothy. This is simultaneously a recovery drink, an anti-inflammatory treatment, and a deeply satisfying comfort food.

## Day 4 Recovery Practices

### Epsom Salt Bath

Dissolve 2 cups of Epsom salts (magnesium sulphate) in a warm bath and soak for 20 minutes. Transdermal magnesium absorption relaxes muscles, calms the nervous system, and directly supports deeper sleep. Add lavender essential oil.

### Gentle HIIT: 15 Minutes

3 rounds of: 30-second bodyweight squats, 30-second modified plank hold, 30-second step-touches, 30-second rest. This brief intensity burst triggers the metabolic benefits of higher-intensity exercise without the cortisol spike of prolonged cardio.

### Cardiac Coherence Breathing

5 minutes of rhythmic breathing at exactly 6 breaths per minute (5 seconds in, 5 seconds out) synchronises heart rate variability, reduces cortisol, and creates a measurable calm that lasts for hours after the practice.

"By Day 4, I felt something I can only describe as balance — like my body and mind were finally speaking the same language." — Jessica, 48, reflecting the transformations documented in the Vitality Blueprint.

# Chapter 7: Day 5 — Reigniting Your Metabolism

DAY 5

METABOLIC ACTIVATION

Day 5 is where you begin to feel genuinely powerful. The inflammation has been calmed, the hormones are receiving their nutritional building blocks, the gut is working more efficiently, and your nervous system has had meaningful relief from chronic stress for the first time in a long while. Now we introduce the metabolic activation phase — the gentle but deliberate stimulation of your body's fat-burning machinery, insulin sensitivity, and muscular strength.

After 40, the most effective metabolic interventions are not the most dramatic ones. Extreme caloric restriction triggers cortisol elevation and metabolic adaptation — your body conserves energy more aggressively, making weight loss harder, not easier. Excessive cardio without adequate protein leads to muscle loss, which slows metabolism further. What actually works is the approach you will follow today: adequate slow-release carbohydrates to fuel your cells, lean protein to preserve and build muscle, natural movement throughout the day (known as NEAT — Non-Exercise Activity Thermogenesis), and brief, purposeful strength work.

## Day 5 Menu

- **Breakfast:** Greek yogurt with red berries, ground flaxseed, and a drizzle of raw honey
- **Mid-morning:** Small bowl of edamame with sea salt
- **Lunch:** Legume and quinoa bowl with roasted sweet potato, tahini dressing (recipe below)
- **Afternoon:** Apple slices with almond butter
- **Dinner:** Grilled white fish with lemon, steamed green beans, and mashed sweet potato

## Legume & Quinoa Power Bowl

This bowl delivers complete protein, prebiotic fibre, slow-release carbohydrate, and anti-inflammatory polyphenols in a single, satisfying meal.

- 100g quinoa, cooked
- 120g mixed legumes (chickpeas, lentils)
- 1 roasted sweet potato, cubed
- Large handful baby spinach
- 2 tbsp tahini, lemon juice, garlic, olive oil dressing
- Sprinkle of pumpkin seeds and fresh herbs

### Morning: 8,000 Steps NEAT

Spread throughout the day — park further away, take the stairs, walk while on phone calls. NEAT accounts for up to 50% of daily calorie expenditure and is your most sustainable metabolic tool.

### Afternoon: Weighted Squats

3 sets of 10 squats holding household weights or light dumbbells. Squats engage the body's largest muscle groups, triggering significant metabolic responses and supporting bone density — critical post-40.

### Evening: 20-Minute Gentle Cycle

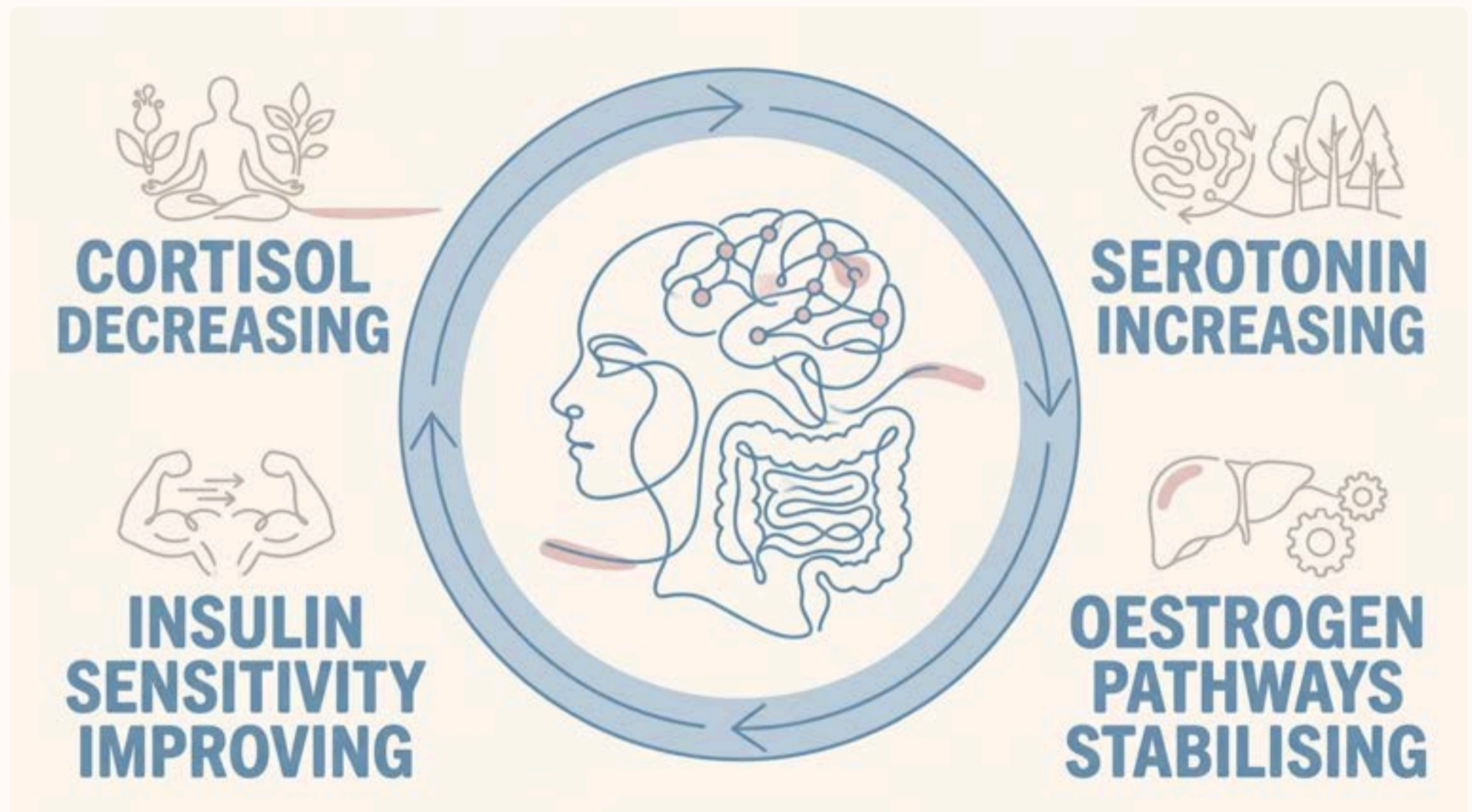
Steady, conversational-pace cycling (or brisk walking) for 20 minutes after dinner amplifies the metabolic benefits of your day, improves sleep quality, and is deeply enjoyable as a way to close the day.

## Day 5 Midpoint Check-In

Take a moment now to retake your Day 1 self-assessment scores. Rate energy, sleep, stress, digestion, and mental clarity on the same 1–10 scale. Most women at this midpoint record meaningful improvements — typically 2–3 points across most categories. Record your measurements too: waist circumference and how your clothes feel are often the most meaningful early indicators of change.

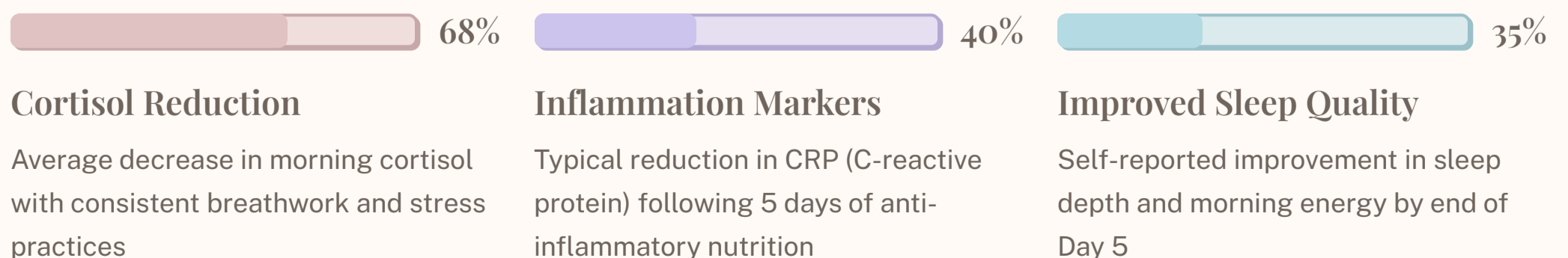
# Chapter 8: Hormonal Dynamics of Days 3–5

The transformations happening inside your body during these three days are extraordinary, even when the visible changes feel modest. Understanding what is unfolding at a biochemical level helps you appreciate why these practices are so precisely designed — and why consistency, even imperfect consistency, creates such meaningful results.



The interaction between these four hormonal shifts creates what researchers describe as a virtuous cycle: reduced cortisol improves sleep quality, which enhances insulin sensitivity, which reduces cravings, which lowers inflammation, which further reduces cortisol. Each day builds on the last in a compounding spiral of improvement. This is why the programme accelerates — why Day 5 feels meaningfully better than Day 3, and why Day 7 can genuinely feel transformative.

"Marie, 52 years old, measured a 3cm reduction in waist circumference and reported her first truly deep, uninterrupted sleep in over a year by the end of Day 5. 'I woke up refreshed for the first time I can remember,' she said — a phrase that appears again and again in women who commit to this process."



# Part III: Days 6–7 — Consolidation & Momentum

## Programme Overview

CONSOLIDATION

DAYS 6-7

You have arrived at the final phase of your 7-Day Reset — and the fact that you are here means you have already done something remarkable. The last two days are not about pushing harder; they are about consolidating the progress you have made, deepening the practices that are working, and beginning to design the life that will sustain your vitality beyond this week. These are the days that transform a 7-day programme into a lifelong practice.

The consolidation phase focuses on three pillars: **glycaemic stability** (ensuring your energy remains even and crash-free beyond this week), **celebration** (anchoring the positive emotional associations that make healthy habits self-sustaining), and **forward planning** (creating your personal blueprint so that the momentum you have built does not dissipate when Monday arrives). You have done the hard work. Now you harvest the reward — and plant the seeds for what comes next.

# Chapter 9: Day 6 — Sustainable Glycaemic Balance

DAY 6

METABOLIC STABILITY

One of the most common pitfalls after a successful reset is the return to blood sugar instability — the roller coaster of spikes and crashes that drives cravings, fatigue, and weight regain. Day 6 is dedicated to equipping you with the nutritional knowledge and habits that will keep your blood sugar — and therefore your energy, mood, and weight — stable not just for the next 24 hours, but for the months and years ahead.

The key principle of sustainable glycaemic balance is deceptively simple: every meal and snack should contain a combination of slow-release carbohydrate, quality protein, and healthy fat. This combination slows the release of glucose into the bloodstream, preventing the sharp spikes that trigger insulin surges, fat storage, and subsequent crashes. It is not about eating less — it is about eating in the right combinations. Women who master this principle often describe it as the single greatest nutritional shift of their lives.

## Day 6 Menu

- **Breakfast:** Protein overnight oats with chia seeds, almond butter, and berries
- **Mid-morning:** Small handful of walnuts and two squares dark chocolate (85%)
- **Lunch:** Grilled chicken with roasted root vegetables and a large mixed salad
- **Afternoon:** Cucumber slices with hummus; herbal tea
- **Dinner:** Oven-baked salmon with green beans, asparagus, and cauliflower rice

## Protein Overnight Oats

Prepare the night before for a zero-effort, blood-sugar-stable breakfast that sets the metabolic tone for the entire day.

- 60g jumbo rolled oats
- 1 scoop vanilla protein powder or 150g Greek yogurt
- 1 tbsp chia seeds
- 200ml oat or almond milk
- 1 tbsp almond butter, stirred through
- Topped with fresh berries before serving

This breakfast provides approximately 25–30g protein, 8g fibre, and healthy fats — the ideal morning foundation.

## Day 6 Resilience Practices



### Morning Cardiac Coherence

5 minutes of 6-breaths-per-minute breathing before you check your phone. This single habit, practised consistently, has been shown to reduce perceived stress by 24% and improve heart rate variability — the most reliable biomarker of resilience and longevity.



### Full-Body Strength Circuit

3 rounds of: modified push-ups x 10, bodyweight squats x 15, glute bridges x 15, plank hold 30 seconds. Rest 90 seconds between rounds. Focus on form over speed — these are lifelong investments in your body.



### Dynamic Stretching Sequence

15 minutes of full-body dynamic stretching mid-morning: hip circles, shoulder rolls, spinal twists, and gentle lunges. Maintains the mobility and circulation improvements you have built this week.



### Evening Reflection

Write three answers: What has improved most this week? What practice do I want to keep forever? What one thing will I do differently tomorrow? This reflection solidifies your learning and builds identity-level change.

# Chapter 10: Day 7 — Vitality & Radiance

DAY 7

CELEBRATION & BLUEPRINT

You made it. And that deserves to be said slowly, with real weight: **you made it.** Seven days ago, you made a decision to put yourself first. You followed through on that commitment even when it was inconvenient, even when you were tired, even when the old patterns called loudly. Today is not the end of something — it is the magnificent beginning of a new chapter in your relationship with your body, your energy, and your life.

Day 7 is designed to be both a celebration and a bridge. You will eat foods that feel joyful and indulgent while remaining deeply nourishing. You will move in ways that feel freeing and pleasurable. And you will take stock of how far you have come — not just physically, but in your relationship with yourself. This is the day to acknowledge your strength, honour your commitment, and design the forward path that will carry this energy into the weeks, months, and years ahead.

## Day 7 Celebratory Menu

- **Breakfast:** Superfood açai bowl with granola, fresh fruit, coconut flakes, and a drizzle of raw honey
- **Mid-morning:** Chamomile latte with oat milk and cinnamon
- **Lunch:** Rainbow celebration salad with roasted vegetables, halloumi, seeds, and tahini (recipe below)
- **Afternoon:** 2–3 squares 85% dark chocolate with mint tea — savour every bite
- **Dinner:** Your favourite nourishing meal from the week, beautifully plated, eaten slowly
- **Dessert:** Baked pear with cinnamon, almond crumble, and a spoonful of Greek yogurt

## Rainbow Celebration Salad

A feast for the eyes that is equally nourishing for the body — this salad embodies the ethos of this entire programme: beautiful, abundant, and genuinely good for you.

- Mixed leaves, rocket, and watercress base
- Roasted red peppers, courgette, and cherry tomatoes
- Sliced grilled halloumi or baked tofu
- Pomegranate seeds, cucumber, and fresh herbs
- Pumpkin and sunflower seeds for crunch
- Lemon-tahini dressing with a pinch of sumac

Arrange with intention. Eat with gratitude. You have earned every colourful bite.

## Day 7 Rituals

### 45-Minute Nature Walk

Walk in a park, along water, or through trees. Research shows that 45 minutes in natural environments reduces cortisol by up to 21%, boosts dopamine, and creates a distinct psychological state of perspective and calm. Walk without headphones — just be present.

### Victory Meditation

Sit quietly for 10–15 minutes and mentally walk through your week: every choice you made for yourself, every craving you navigated, every time you chose rest over overwork. Feel genuine pride. This is not indulgent — it is neurologically essential for habit formation.

### Full Assessment

Take your Day 7 photos, retake all measurements, and complete your self-assessment scores. Write your before-and-after story in your own words. This document becomes your most powerful future motivational tool.

"You are the proof that it works. Not a testimonial on a website — living, breathing, vibrant proof. What you have done this week is real, and it belongs entirely to you."

# Chapter 11: Measuring Your Transformation

Transformation is multi-dimensional — and the most meaningful changes are often the ones that do not show up on a scale. This chapter gives you the full framework for assessing the scope of what you have achieved over the past seven days, so that you can celebrate with accuracy and plan forward with clarity.

## 2–4kg

### Typical Weight Loss

Combining water weight reduction and initial fat loss in the first 7 days

## 3–6cm

### Waist Reduction

Average decrease in waist circumference driven primarily by inflammation and water retention reduction

## +30%

### Energy Increase

Self-reported energy improvement from baseline, typically measured at Day 7 check-in

## 90%

### Mood Stability

Women who report reduced irritability and improved emotional resilience by end of Day 7

## Your Comprehensive Assessment Framework

| Objective Measurement    | Day 1 Baseline | Day 7 Result |
|--------------------------|----------------|--------------|
| Weight (kg)              | Record here    | Record here  |
| Waist circumference (cm) | Record here    | Record here  |
| Hip circumference (cm)   | Record here    | Record here  |
| Energy score (1–10)      | Record here    | Record here  |
| Sleep quality (1–10)     | Record here    | Record here  |
| Stress level (1–10)      | Record here    | Record here  |
| Mental clarity (1–10)    | Record here    | Record here  |
| Digestive comfort (1–10) | Record here    | Record here  |

## Subjective Transformation Markers

### Tongue Check

A clean, pink tongue (versus the coated, whitish appearance at the start) is one of the oldest and most reliable indicators of gut health and reduced toxic load. Look in the mirror — this is a visual sign of your internal reset.

### Morning Energy Quality

Note whether you are waking more naturally, feeling less groggy, and requiring less time (and less coffee) to feel functional. This is a direct reflection of improved sleep architecture and hormonal balance.

### Skin & Complexion

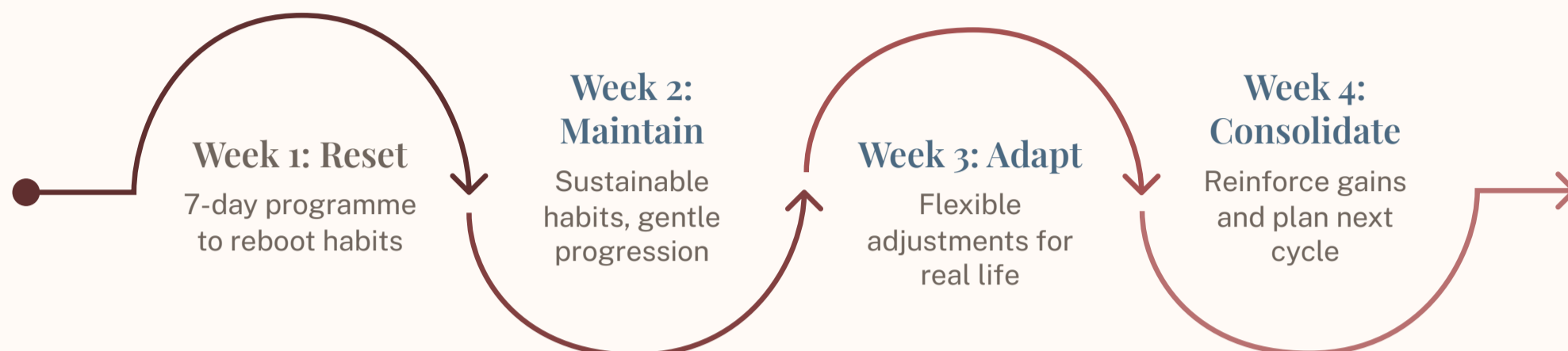
Reduced puffiness, improved clarity, and a subtle luminosity — sometimes called "the glow" — are common markers of reduced inflammation and improved hydration and nutrient status.

### Libido & Vitality

An often-overlooked but profoundly important marker: the return of interest in pleasure, connection, and physical engagement. This is directly linked to hormonal balance and cortisol reduction — and it matters deeply to your quality of life.

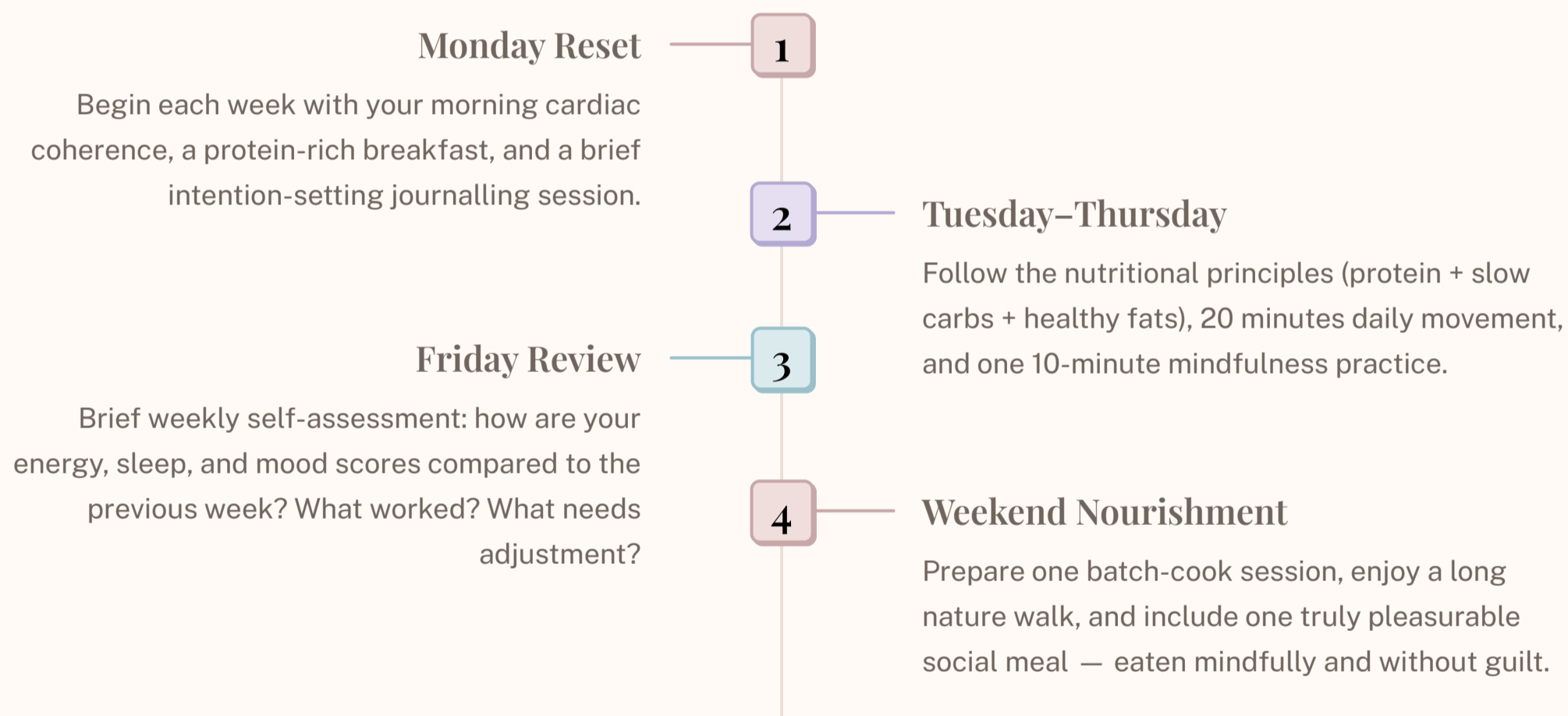
# Chapter 12: Your 30-Day Plan & Beyond

Seven days has been your spark. Now let us build your fire. The 30-day plan is not a rigid prescription — it is a flexible framework that honours your real life: the family commitments, the work pressures, the travel, the celebratory dinners. Sustainable vitality is not built in spite of your life; it is woven into it. The women who maintain their energy and wellness long-term are not the ones who are most disciplined — they are the ones who have built the most flexible, enjoyable, realistic systems.



The architecture of your ongoing plan follows a powerful monthly rhythm: one week of intentional reset, followed by three weeks of conscious maintenance. During your maintenance weeks, you are not being strict — you are being consistent. Consistency, not perfection, is the engine of lasting transformation.

## Your Weekly Maintenance Blueprint



## Navigating Real-Life Challenges

**When Travelling**  
Focus on the non-negotiables: hydration (always carry a large water bottle), protein at every meal (eggs, yogurt, nuts are available everywhere), and your morning breathing practice (no equipment required). Accept that your food choices may be imperfect and trust that your body's new baseline will hold.

**When Family Life Is Demanding**  
Reduce the programme to its minimum viable dose: 2L water, 20g protein at breakfast, 10 minutes of movement, and 5 minutes of breathing. These four actions, done consistently, preserve 70% of the programme's benefits even in the most demanding weeks.

**When You Fall Off Track**  
There is no falling off track — there is only a moment of choice. The next meal is always a fresh start. The programme was never about being perfect; it was about developing the instinct to return to yourself, again and again, with kindness. That instinct is now yours.

# Your 30-Day Maintenance Meal Framework

The meal framework for your maintenance weeks follows a simple, repeatable structure that you can customise infinitely based on your preferences, budget, and lifestyle. Rather than prescribing specific meals for 21 days, this framework gives you the building blocks — so that healthy eating becomes intuitive rather than prescriptive.

| Meal      | Foundation   | Add One                                      | Add One                                      |
|-----------|--|--|--|
| Breakfast | 25g+ protein base (eggs, Greek yogurt, protein oats) | Healthy fat (avocado, nut butter, seeds)     | Fibre (berries, vegetables, flaxseed)        |
| Lunch     | Lean protein (chicken, fish, legumes, tofu)          | Slow carb (quinoa, sweet potato, brown rice) | Abundant vegetables (2+ colours)             |
| Dinner    | Protein (fish, eggs, legumes, quality meat)          | Non-starchy vegetables (half the plate)      | Optional slow carb if active that day        |
| Snacks    | Always protein + fat together                        | Examples: nuts + apple, yogurt + berries     | Herbal tea to distinguish hunger from thirst |

## 20-Min Daily Movement

Not a gym session — a sustainable daily ritual. Walk, stretch, dance, cycle. The type matters less than the consistency. 20 minutes every day outperforms 2 hours twice a week for hormonal health.

## Stress Rituals

Choose one: cardiac coherence breathing, a 10-minute walk without screens, journaling, gentle yoga, or simply sitting quietly with a cup of herbal tea. Daily, non-negotiably.

## Monthly 7-Day Reset

Return to the full 7-day protocol once per month. Each reset deepens the results of the previous one, creating a compounding cycle of improvement that continues for as long as you engage with it.

# Real Women, Real Results: Voices from the Programme

The most compelling evidence for this programme is not found in clinical studies — it is found in the lived experiences of women who walked the same path you have just completed. These testimonials reflect the principles of the Vitality Blueprint in action: real women, real lives, and real transformation through consistent, compassionate effort.

## Emily, 44

"I had been surviving on caffeine and willpower for three years. By Day 5 of the programme, I had more energy than I'd had in my 30s. The brain fog lifted like a curtain going up. I wept with relief."

## Sophie, 46

"Down 1.5kg after 2 days, yes — but that wasn't the real win. The real win was looking in the mirror on Day 7 and recognising myself again. I had been a stranger in my own face."

## Marie, 52

"Three centimetres off my waist. My first full night's sleep in over a year. My husband said he hadn't seen me look this well since our wedding. I said, 'Neither have I.'"

## Jessica, 48

"By Day 4 I felt — and this sounds strange — balanced. Like I had been walking a tightrope for years and finally stepped onto solid ground. I didn't know I had been that unwell."

## Amanda T., 51

"I have energy now. Real, consistent, sustainable energy. And a confidence I genuinely thought had left me forever. This programme gave me back something I didn't have words for until I had it again."

# Conclusion: Your New Vitality

Seven days ago, you were exhausted, depleted, and perhaps quietly desperate for something to change. Today, you are a woman who has taken decisive, compassionate action on her own behalf. You have moved through detoxification, gut healing, hormonal nourishment, metabolic activation, anti-inflammatory nutrition, and mindset renewal. You have done something most people only talk about doing.

The programme you have just completed is not merely a week of healthy eating. It is a proof of concept — a living demonstration of your body's extraordinary capacity to recover, regenerate, and thrive when given the right conditions. The science is clear: the hormonal shifts, the cellular repair, the microbiome restoration, the nervous system recalibration — all of it is real, measurable, and ongoing. What you have started will continue to compound in the weeks and months ahead, provided you maintain even a fraction of the practices you have learned this week.

There will be weeks when life takes over — when the plan flies out the window along with the best of intentions. This is not failure. This is human. The skill you have truly developed through this programme is not the ability to eat perfectly, but the ability to return to yourself. That skill, once learned, never leaves you. And every time you return — even imperfectly, even partially — the benefits compound again.

"After 40+, vitality is not a luxury. It is not a reward for those with more time, fewer responsibilities, or a different life. It is your right. You were built for this."

## **Your Spark**

These 7 days lit the flame. The initial cellular reset, the gut restoration, the hormonal stabilisation — all of it begins here.

## **Your Fire**

The 30-day maintenance plan fans the flame. Consistent nourishment, movement, and stress practices transform a week's reset into a new baseline.

## **Your Light**


The ongoing monthly cycle sustains and deepens. Each reset is richer than the last. Energy, clarity, and vitality become your new normal.

You are not the woman who arrives at the programme exhausted and depleted anymore. You are the woman who proves that deep, lasting renewal is possible — at any age, in any life, from wherever you are right now. Your blueprint begins here. Your vitality belongs entirely to you. Go build your fire.

# Quick Reference: Your Complete 7-Day Overview


A summary of the complete programme at a glance — your companion guide for future resets and sharing with friends and family who are ready to begin their own journey.

| Day | Focus                   | Key Foods                                      | Movement                               | Mindset Practice                     |
|-----|-------------------------|--|--|--------------------------------------|
| 1   | Hydration & Elimination | Broths, herbal teas, 3L infused water          | 20-min gentle walk + lymphatic massage | 10-min anti-stress meditation        |
| 2   | Digestion Reset         | Sweet potato purée, kombucha, steamed veg      | Yin yoga + diaphragmatic breathing     | Body sensation journalling           |
| 3   | Protein & Hormones      | Eggs, wild salmon, avocado, collagen smoothie  | 30-min post-meal walk                  | Confidence anchoring exercise        |
| 4   | Anti-Inflammatory       | Turmeric, ginger, berries, olive oil           | Gentle HIIT 15 min + Epsom bath        | Cardiac coherence breathing          |
| 5   | Metabolism Activation   | Quinoa, legumes, sweet potato, Greek yogurt    | 8,000 steps NEAT + weighted squats     | Midpoint self-assessment             |
| 6   | Glycaemic Balance       | Protein oats, salmon, root veg, dark chocolate | Full-body strength circuit             | Evening resilience reflection        |
| 7   | Vitality & Celebration  | Rainbow salad, açai bowl, baked pear           | 45-min nature walk                     | Victory meditation + full assessment |

 Print this page, photograph it, or save it somewhere easily accessible. Your future self will thank your present self for the groundwork you have laid this week.

# Essential Supplements for Women 40+

Food is always the foundation. Supplements are exactly that — supplemental. But for women over 40, certain nutrients are so commonly depleted and so critical to hormonal health, energy production, and vitality that targeted supplementation can meaningfully accelerate the results of this programme. The following are the evidence-based recommendations used throughout your 7-day reset.




## Magnesium Glycinate

**Dose:** 200–400mg before bed. The most bioavailable form of magnesium, which is deficient in up to 70% of women over 40. Supports deep sleep, reduces cortisol, relieves muscle tension, combats sugar cravings, and supports over 300 enzymatic reactions. Start on Day 1 — the effects are felt quickly.




## Omega-3 Fatty Acids (EPA/DHA)

**Dose:** 2–3g daily with food. The most important anti-inflammatory intervention available in supplement form. Directly reduces inflammatory cytokines, supports brain function and mood (via DHA), improves insulin sensitivity, and supports cardiovascular health. Use a high-quality, third-party tested product.



## Vitamin D3 + K2

**Dose:** 2000–4000 IU D3 with 100mcg K2 daily. The combination matters — K2 ensures calcium is directed to bones rather than arteries. Vitamin D deficiency is extraordinarily common in women over 40 and is directly linked to fatigue, low mood, immune dysfunction, and hormonal imbalance. Test your levels if possible.



## Ashwagandha (KSM-66)

**Dose:** 300–600mg daily (morning or evening — both are effective). The most thoroughly researched adaptogen for cortisol reduction. Clinical studies show significant reductions in perceived stress, improvements in sleep quality, and modest but meaningful testosterone support (relevant for energy and libido) in women over 40.

❏ Always consult your GP or qualified healthcare practitioner before beginning any supplementation protocol, particularly if you are taking medications or have existing health conditions.

# Sleep Optimisation: The Recovery Multiplier

No nutrition programme, no exercise protocol, no supplement stack can compensate for consistently poor sleep. Sleep is not a passive state — it is the most active recovery and regeneration process your body has. During deep sleep, human growth hormone is released (facilitating fat loss and muscle repair), the glymphatic system clears neurological waste (preventing brain fog), and cortisol is reset for the following day. Every single element of this programme is amplified when your sleep is optimised — and partially undermined when it is not.

## The Sleep Hormone Cascade

Understanding what governs sleep quality helps you support it precisely:

- **Cortisol:** Should peak at 7–8am and decline steadily. Elevated evening cortisol (from stress or late exercise) is the primary driver of difficulty falling asleep.
- **Melatonin:** Begins rising 2–3 hours before natural sleep time. Blocked by blue light, bright lighting, and high body temperature.
- **Growth Hormone:** Released in the first 90 minutes of deep sleep. Requires stable blood sugar — late-night refined carbohydrates disrupt this cycle.
- **Progesterone:** The most sleep-supportive hormone, which declines significantly in perimenopause — one reason sleep disturbance is so common post-40.

## Your Sleep Optimisation Protocol

- Consistent sleep and wake times (even weekends) — the single most powerful sleep intervention
- No screens 60–90 minutes before bed; use warm, dim lighting in the evening
- Room temperature 16–18°C — optimal for deep sleep initiation
- Magnesium glycinate 200mg + chamomile tea 30 minutes before bed
- 5 minutes of cardiac coherence breathing as you lie down
- Epsom salt bath 3x/week — raise then lower body temperature to trigger sleep onset
- Avoid caffeine after 1pm — it has a 5–7 hour half-life in most people
- Protein-rich dinner (stabilises blood sugar through the night)

# Movement Principles for Women 40+

The fitness industry has failed women over 40 in a spectacular and somewhat frustrating fashion. The assumption that more intensity equals more results — that pushing harder, burning more calories, and training like a 25-year-old is the path to vitality — is not only ineffective for most women in midlife; it is actively counterproductive. Here is why: excessive high-intensity training without adequate recovery raises cortisol, which in turn raises insulin, which promotes fat storage. The very exercise designed to help you lose weight is, for many women in hormonal transition, making it harder.

What actually works is a different approach entirely — one built on variety, progressive challenge, joy, and hormonal intelligence.



Notice what is not on this list: marathon training, daily intense HIIT, extreme spinning classes, or any activity you dread. Joy is not a luxury in movement — it is a performance-enhancing feature. Activities you enjoy produce endorphins and dopamine without the cortisol spike of dreaded workouts. Find what makes you feel alive in your body, and do that. The programme gives you the structure; your joy gives it sustainability.

# Stress Management: The Invisible Weight

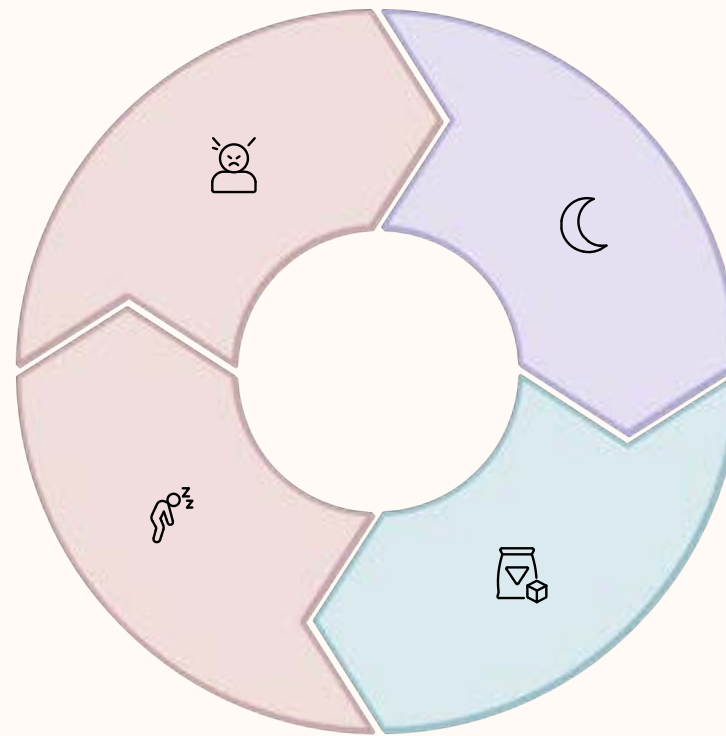
If there is a single factor that determines whether a woman over 40 thrives or struggles — more than diet, more than exercise, more even than sleep — it is her relationship with chronic stress. Stress is not merely an emotional experience. It is a full-body hormonal event with direct, measurable consequences for metabolism, immune function, gut health, hormonal balance, and cognitive performance. Chronic cortisol elevation is, arguably, the most significant driver of the symptoms that bring women to programmes like this one.

## Chronic Stress

Elevated cortisol disrupts sleep, raises insulin, and suppresses oestrogen — creating the exhausted-but-wired state so familiar to women over 40.

## Energy Depletion

Blood sugar instability, poor sleep, and inflammatory load drain energy reserves — feeding back into increased perceived stress. The cycle continues.



## Poor Sleep

Insufficient deep sleep raises ghrelin (hunger hormone), increases inflammatory markers, and elevates baseline cortisol the following day.

## Increased Cravings

Elevated cortisol and ghrelin create powerful cravings for sugar and refined carbohydrates — the very foods that worsen inflammation and hormonal disruption.

Breaking this cycle is the central goal of the stress management practices woven throughout this programme. Cardiac coherence breathing, intentional rest, nature exposure, social connection, journalling, and adaptogens are not optional "wellness extras" — they are direct pharmacological interventions in a cycle that, left unchecked, will undermine every other effort you make. Prioritising your nervous system is not selfishness. It is the most strategically intelligent thing you can do for your health, your relationships, and your performance in every area of your life.

# The Mindset Shift That Changes Everything

Throughout this programme, you have been asked to do something that may feel deceptively small but is, in practice, profoundly radical: to treat yourself with the same care, gentleness, and generosity that you give to others. For many women over 40 — women who have spent decades prioritising children, partners, careers, ageing parents, and community — this is genuinely the hardest part of the programme. Not the elimination diet. Not the early morning movement. The self-care. The permission to matter to yourself.

"The most rebellious thing a woman can do in midlife is decide that she is worth the investment of her own time, energy, and attention. This programme is that decision made tangible, one day at a time."

## From Survival to Vitality

The language you use internally shapes your physiological state. "I have to do this" activates different neural circuits than "I get to do this." The shift from obligation to agency is not just motivational — it measurably changes cortisol levels and long-term adherence. Notice your language this week.

## Progress Over Perfection

Every day you chose a vegetable over processed food, movement over the sofa, water over wine, breath over busyness — every single one of those choices compounded. Progress is not linear, and it is not measured only on scales. It is measured in energy, in clarity, in the look in your own eyes. Track all of it.

## Identity-Level Change

The most durable changes are those that become part of your identity rather than your to-do list. "I am someone who moves my body daily" is fundamentally different from "I should exercise more." Repeat the former to yourself, and notice how your behaviour aligns to protect that identity.

## The 80% Rule

Aim for 80% consistency with the programme principles, and release the remaining 20% from judgement entirely. An 80% approach maintained for 12 months will create more transformation than a 100% approach followed for three weeks and abandoned under the weight of its own perfection. Be real. Be kind. Be consistent.

# A Letter to You: On the Other Side of Exhaustion

Before you close this programme and step forward into your renewed life, there is something important to say — not as a wellness professional to a reader, but as one human being to another who has done something genuinely brave this week.

You live in a world that profits from your exhaustion. That sells you quick fixes while leaving the root causes untouched. That tells you your fatigue is a character flaw to be overcome with more discipline, more willpower, more sacrifice. You have, this week, quietly refused that narrative. You chose nourishment over punishment. Rest over relentless striving. Gentleness over the grinding pace of a life designed to run you dry.

The science in this programme is real. The recipes work. The movement practices are effective. The stress protocols are evidence-based. But all of that is secondary to the deeper truth of what you have done: you decided — perhaps for the first time in years — that your wellbeing is worth prioritising. That your energy matters. That how you feel inside your own body is a legitimate and important thing to attend to.

That decision is the most important thing you did this week. Keep making it. Make it when you are tired. Make it when life is chaotic. Make it especially when a louder voice tells you that everyone else comes first. Because here is what this programme, and the women who have walked through it, have taught us with undeniable clarity: a woman who is resourced — who is genuinely rested, nourished, and energised — gives more to the world than an exhausted woman can ever give. Your vitality is not a luxury. It is a gift to everyone you love.

"After 40+, vitality is not a luxury — it is your right. And you have just claimed it."

**YOUR BLUEPRINT BEGINS HERE**

**YOUR FIRE IS ALREADY BURNING!**