



Holiday Color Guide

Warm, Festive Paint Ideas That
Still Look Good in January

Guía de Colores Navideños

Ideas cálidas y festivas que se ven bien todo el año

- Small-space holiday accents
- Warm & bright color picks
- Trim, mantle & door updates
- Low-prep weekend ideas

 **PRO PRO**
PAINTER6
WHERE DIY MEETS PRO!



HOLIDAY COLOR GUIDE

ProPainter6™ | Where DIY Meets Pro!

Holiday Color Guide

Warm, Festive Paint Ideas That Still Look Good in January

Guía de Colores Navideños

Ideas cálidas y festivas que se ven bien todo el año

INTRODUCTION

The holidays are the perfect time to refresh your home — but you don't need a full repaint or a big project. A warm color update, an accent wall, or a quick detail refresh can completely transform a space.

This guide gives you my **top holiday-safe color picks**, **trim pairings**, and **fast weekend upgrades**.

Everything here is designed to look great with holiday décor *and* stay beautiful once the season is over.

La versión en español está incluida a lo largo de la guía.

Spanish version included throughout.

SECTION 1 — 5 Warm Holiday Color Picks

Colors chosen for:

- ✓ Warmth
 - ✓ Holiday décor compatibility
 - ✓ January longevity
 - ✓ Easy matching with trim
 - ✓ Good results in real homes, not showroom lighting
-

1 Warm White — “Soft Glow” Category

Perfect for: living rooms, kitchens, dining rooms.

Warm whites create a cozy, inviting background for lights, greenery, and holiday accents.

Why it works:

- Doesn't clash with warm LED lighting
- Makes greenery pop
- Clean but not cold

Spanish:

Los blancos cálidos crean un ambiente acogedor que funciona con las luces navideñas y la decoración.

2 Cozy Beige — “Holiday Neutral”

Great with wood tones and warm trim.

These soft beiges give the room a calm, elegant feel — especially with gold or red décor.

Why it works:

- Feels warm
 - Makes holiday colors richer
 - Safe with any furniture tone
-

3 Deep Green — “Evergreen Accent”

Perfect for an accent wall or behind the tree.

Deep greens feel festive but also natural and classic year-round.

Why it works:

- Matches winter greenery
- Adds depth to a room

- Pairs beautifully with brass or wood
-

4 Soft Red / Clay — “Warm Earth Tone”

Great for dining rooms or small accent areas.

Terracotta-style soft reds give a subtle holiday vibe without feeling like “Christmas paint.”

Why it works:

- Warm and rich
 - Works with dark woods
 - Looks great in candlelight
-

5 Warm Greige — “The No-Regret Choice”

If you want something that looks good in **any season**, this is your winner.

Why it works:

- Always warm
 - Always clean
 - Perfect backdrop for décor
 - Looks high-end in any lighting
-

SECTION 2 — Trim, Mantle & Door Pairings

Trim (Molduras)

- ✓ Warm white in satin
- ✓ Avoid icy cool whites (they fight warm décor)
- ✓ Works with all 5 color picks

Interior Doors (Puertas Interiores)

- ✓ Deep charcoal
- ✓ Soft black
- ✓ Bronze gray


Creates a modern, cozy contrast.

Mantle (Chimenea)


- ✓ Satin finish
 - ✓ Warm whites or warm grays
 - ✓ Quick 1–2 hour refresh
-

5 Holiday Color Guides


Warm Neutral Winter Base Colors Colores Base Neutros para Invierno




Swirling Smoke



Calming Cream



Cobble Stone



Log Cabin

PRO PAINTER6
YOUR PAINTING RESOURCE


Festive Accent Picks Elecciones de Acentos Festivos




Cavenne Red



Honey Gold




Flannel Gray



Flannel Gray

PRO PAINTER6
YOUR PAINTING RESOURCE

Trim, Mantel & DoRefresh Colors Actualización Para Zócalos, Chimeneas y Puertas



Charcoal Blue



Swan White



Evergreen



Iron Ore

PRO PAINTER6
YOUR PAINTING RESOURCE

Lighting & Mood Cheat Sheet Esquema de Luz y Ambiente

Honey Gold
Log Cabin



Coolor



Cozy

Cozy Bedroom
Cobble Stone



Harbor Green



Warm
ambiemitt

Cheerful Dining
Room
Calming Cream



Swirling



Flannel Gray

PRO PAINTER6
YOUR PAINTING RESOURCE

SECTION 3 — Accent Wall Ideas

Best places for a holiday accent:

1. Behind the Christmas tree
2. Fireplace wall
3. Dining room feature wall
4. Entryway statement area

Why:

Accent walls instantly make a room feel finished — with very little paint needed.

Spanish:

Las paredes de acento transforman un espacio rápido y con muy poca pintura.

SECTION 4 — Weekend Upgrade Checklist

Do these in 1–2 hours for big visual impact:

- ✓ Touch up baseboards
- ✓ Clean scuffs on walls
- ✓ Refresh mantle with satin
- ✓ Replace light bulbs with warm 2700K
- ✓ Add greenery or wood accents
- ✓ Repaint just the interior doors
- ✓ Patch small dents with Evercoat
- ✓ Update handles or hinges

“Small updates give you 80% of the transformation.”

SECTION 5 — Avoid These Mistakes

- ✘ Bright cool blues
 - ✘ Icy grays
 - ✘ Overlighting the room
 - ✘ Choosing paint from your phone instead of natural light
 - ✘ Painting too close to holiday decorations (they reflect color)
-

SECTION 6 — Pro Tools & Gear

Brad's Recommended Gear:

- Wooster 2.5" Silver Tip
 - Wooster Roller (18" optional)
 - Handy Paint Pail
 - Painter's tape system
 - 220 grit sanding block
 - Warm LED bulbs (2700K recommended)
-

Want my full Holiday Color Guide with swatches, trim pairings, and upgrade ideas?

Download the digital version anytime at:

👉 www.ProPainter6.com/library

Where all your free guides live.

Or follow the weekly guides, checklists, and tools at:

👉 www.ProPainter6.com/tools