



Warm Paint & Accent Color Guide

(Winter Edition)



WHERE DIY MEETS PRO!

Pro Painter6™ Warm Paint & Accent Color Guide (Winter Edition)

Helping homeowners choose warm, cozy paint colors for a professional finish all winter long

By Brad Revie — Founder, Pro Painter6™ | Where DIY Meets Pro!

1. Why Warm Colors Work

Warm colors bring comfort and balance into your home, especially during the colder months. Tones with red, yellow, or brown undertones reflect warmth and make spaces feel inviting and relaxing — ideal for living rooms, bedrooms, or cozy accent walls.

2. Recommended Color Pairings

Brand	Wall Color	Accent Color	Finish	Notes
Sherwin-Williams	Accessible Beige	Urbane Bronze	Satin	Classic warmth, perfect for open spaces
Sherwin-Williams	Alabaster	Toasty Gray	Eggshell	Clean and bright with soft warmth
Benjamin Moore	Revere Pewter	Manchester Tan	Satin	Balanced warmth, pairs great with wood tones
Behr	Wheat Bread	Espresso Beans	Eggshell	Inviting and calm for living or family rooms



3. Lighting & Finish Tips

• Warm vs Cool Lighting

Warm white bulbs (2700–3000K) bring out cozy undertones, while daylight bulbs (5000–6500K) can make walls appear cooler and flatter.

Pro Tip: Always check your paint samples under both lighting conditions before choosing your final color.

• Choosing the Right Finish

- **Flat/Matte:** Low reflection, hides flaws but not ideal for high-traffic areas.
 - **Eggshell:** Slight sheen, smooth finish, great for living areas.
 - **Satin:** Soft gloss, easy to clean, ideal for kitchens, hallways, and trim.
-








4. Testing Like a Pro


- 1 Paint two coats of your sample color on a 2x2 ft test area.
- 2 Check it at three times of day — morning, afternoon, and evening.
- 3 Hold decor or trim next to it to see how undertones react.

Pro Tip: A paint color that feels perfect in daylight might shift dramatically under artificial light — always test before you commit.



5. Brad's Favorite Pro Tools for Winter Projects

-  **Wooster Silver Tip 2½" Angle Brush** — Smooth, crisp cut-ins.
-  **Wooster Wide Boy 18" Roller Frame** — Covers walls fast with even texture.
-  **Graco Nova 390 Airless Sprayer** — Compact, powerful, and efficient for one-person use.
-  **Spin-Out Roller Cleaner** — Cleans rollers in seconds, saves water and time.
-  **FrogTape Pro Grade Blue** — Clean edges and easy removal.

 *Affiliate tools available at ProPainter6.com/tools*

Ready to Paint Smarter?

Visit www.propainter6.com/opt-in to grab more free guides, tutorials, and tips — and start your next DIY project with confidence.

Pro Painter6™ | Where DIY Meets Pro! | ProPainter6.com
