

A close-up, low-key photograph of a man in a tuxedo. He is holding a cigar in his right hand and a textured cigar case in his left hand. The lighting is dramatic, highlighting his hands and the texture of the case against a dark background.

MONETISE YOUR PASSION

A GUIDE TO MONETIZING YOUR KNOWLEDGE
ONLINE WITH DIGITAL PRODUCTS

HI THERE!

Before we begin...

This guide will walk you through every step you need to monetize your skills online.

HOWEVER, there is absolutely no sugarcoating here – this isn't some "get rich quick" scheme that will make you an overnight success. It will require time, effort, and determination on your end.



If you are willing to put in the work, this guide will help you build a sustainable, online, passive income stream that has the potential to turn into a full-time business.

TABLE OF CONTENTS



CHAPTER 01

What is passive income?

CHAPTER 02

Choose a niche/topic

CHAPTER 03

Do your research

CHAPTER 04

Start creating

CHAPTER 05

Launch your product

CHAPTER 06

Run on autopilot

CHAPTER 07

Helpful resources



CHAPTER

01

WHAT IS PASSIVE INCOME?

AN INTRO TO PASSIVE INCOME AND
HOW IT CAN CHANGE YOUR LIFE

01 / WHAT IS PASSIVE INCOME?

For the majority of people who are unfamiliar with making money online, the concept of "passive income" is a pretty unfamiliar idea. While you may have a vague notion of what it means, the real challenge lies in figuring out how to make it a reality. This chapter will demystify passive income and show you how to make it work for you.

Most people think that the only way to make real money is to trade your time actively working for that money. But passive income is what actually gives you the "time freedom" you'll often hear entrepreneurs talking about.



01 / WHAT IS PASSIVE INCOME?

Passive income is like having a money-making machine that works for you while you're doing other things you enjoy. Imagine creating something valuable, like an eBook or online course, and putting it up for sale on the internet. When people buy it, you earn money, and the best part is that this keeps happening even when you're not actively promoting or working on it.

It's not a get-rich-quick scheme and it does require some initial effort. You have to nurture it by creating the product and setting up a way for customers to find and purchase it.



However, once it's all set up, people will continue to find and buy your digital products, and you'll continue to earn income without constantly tending to it.

It's a fantastic way to build financial security and have more freedom to pursue your passions.

01 / WHAT IS PASSIVE INCOME?

The combination of passive income and selling digital products online can be a game-changer in your life. It's a completely different way of making an income than we are traditionally taught and can be a transformative shift from the "normal" way of trading time for money. Here's how it can truly make a difference: Passive income generated by selling digital products provides an escape from the time-for-money treadmill. This means you no longer need to clock in hours every day to earn a living.

Instead, you invest your time upfront in creating a valuable digital product, such as an eBook, online course, or downloadable templates, and then set it up for sale online. Once it's available to the public, it can generate income continuously without requiring your constant presence or active involvement.

The result? **You regain control over your time.**

Passive income gives you the freedom to redirect your focus toward what truly matters to you: spending more time with family, pursuing hobbies and passions, or exploring new opportunities.

01 / WHAT IS PASSIVE INCOME?

Passive income can provide financial security. Instead of living paycheck to paycheck or dealing with the unpredictable nature of traditional jobs, you have another income stream that can support your financial goals and aspirations.

This financial peace of mind can alleviate stress and enable you to plan for the future with confidence.

At the end of the day, the combination of passive income and selling digital products online isn't just about making money; it's about reclaiming your time, reducing financial stress, and creating the opportunity to live life on your own terms.

It empowers you to break free from the limitations of trading time for money and opens up a world of possibilities where your income works for you, not the other way around.



THE FREEDOM THAT PASSIVE INCOME BRINGS ALLOWS YOU TO DESIGN YOUR LIFE ON YOUR TERMS.

ASK YOURSELF THESE QUESTIONS...

WHY DO I WANT TO CREATE A PASSIVE INCOME STREAM?

HOW WILL CREATING PASSIVE INCOME BENEFIT MY LIFE?

WHAT IS MY MOTIVATION TO KEEP GOING WHEN I DON'T SEE IMMEDIATE RESULTS?



CHAPTER
02

CHOOSE A NICHE/TOPIC

MAKE IT SIMPLE: FIND A NEED THAT YOU ARE
INTERESTED IN AND FILL IT



02 / CHOOSE A NICHE / TOPIC

Before diving into the exciting world of selling your expertise through digital products, it's crucial to identify what you can offer to others.

To do this, we need to assess your knowledge, skills, and life experiences. Here are some key questions to help you uncover your teaching potential:

- What subjects or topics are you well-versed in?
- Are there areas where you have expertise through education or self-study?
- Do you have unique insights or knowledge that others might find valuable?
- What topics or ideas come to you naturally?
- Are there skills that you've helped others with in the past?



02 / CHOOSE A NICHE / TOPIC

In the next few chapters, we'll explore how to package and present your skills effectively as digital products, allowing you to reach a broader audience and create a sustainable passive income stream.

"FIND GAPS IN THE INDUSTRY OF YOUR CHOICE... LOOK FOR THE NEEDS OF WHO YOU ARE TRYING TO HELP AND FIND DIFFERENT WAYS TO FILL THE NEED"

IDEA TIME!

Brainstorm a list of at least 7 ideas. Write them down without thinking too much about them. Then, place them in order from the most interesting thing to you to the least interesting. Circle your top 3 ideas.

IDEA 1

IDEA 2

IDEA 3

IDEA 4


IDEA 5

IDEA 6

IDEA 7

IDEA 8



A man in a dark suit and white shirt is shown from the chest up, with his hand to his chin in a thinking pose. He is wearing a watch on his left wrist. In the foreground, a hand holds a martini glass with two olives. The background is a soft, out-of-focus grey.

CHAPTER
03

DO YOUR RESEARCH

THIS IS IMPORTANT TO ENSURE YOUR SKILLS
SOLVE A PROBLEM AND ARE PROFITABLE

03 / DO YOUR RESEARCH

Before you set out to create digital products and invest your valuable time, it's very important to identify the best, most profitable opportunities that can turn your skills into a profitable source of passive income. What separates a successful business from a mere idea or passion project is diligent research.

Investing time in research is the cornerstone of your success. It ensures that your efforts are well-directed and increases your chances of building a profitable venture.

The research process might take some time, but it lays the foundation for your journey to success.



03 / DO YOUR RESEARCH

Start by taking those three initial ideas that you brainstormed. Your goal is to determine if these ideas hold value in the eyes of potential customers. Social media platforms can provide invaluable insights into the viability of your ideas.

Platforms like Instagram and TikTok are a great start.

Explore profiles and content related to your niche. Pay attention to crucial indicators: the number of followers, engagement levels on posts, and views on video content



CONSIDER THESE QUESTIONS...

WOULD YOU PERSONALLY WANT THIS PRODUCT?

DOES IT ACTUALLY SOLVE A PROBLEM FOR YOUR AUDIENCE?

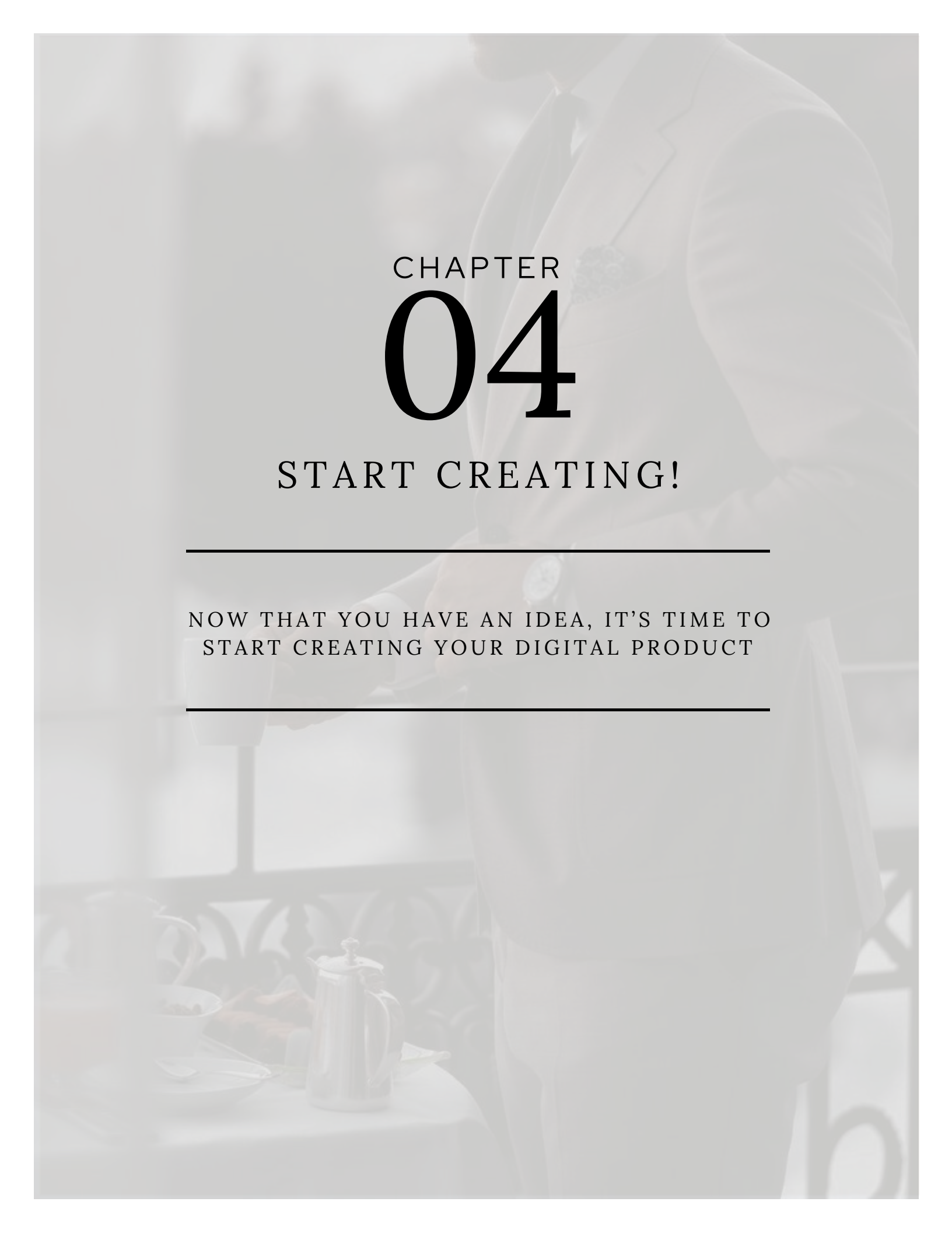
ARE YOU PASSIONATE ABOUT CREATING CONTENT FOR THIS IDEA?

START DEVELOPING YOUR IDEA...

WHAT ARE MY COMPETITORS DOING WELL? WHAT COULD THEY DO BETTER?

WHAT DO I WANT TO DO DIFFERENTLY THAN MY COMPETITORS?

WHAT FEATURES WILL MY PRODUCT HAVE? HOW WILL IT BE DIFFERENT FROM WHAT IS ALREADY ON THE MARKET?

A man in a light-colored suit and tie stands behind a table. On the table is a silver teapot, a white coffee cup, and a small bowl. The background is a window with a view of a city. The entire image is faded to serve as a background for the text.

CHAPTER
04

START CREATING!

NOW THAT YOU HAVE AN IDEA, IT'S TIME TO
START CREATING YOUR DIGITAL PRODUCT



04

START CREATING

The key to creating a successful digital product lies in its ability to deliver tangible results to your customers.

The most profitable products are those that provide a clear and meaningful outcome.

They take individuals from point A to point B, solving a specific problem or helping them achieve a desired goal. For example, consider offering solutions like "I'll teach you how to lose 20lbs+ without medication."



04

START CREATING

To select the right digital product, start by understanding what your potential students will gain from it. Think about whether your product can offer them benefits such as saving money, etc. Consider what **pain points** your product can help them avoid, such as lost time, money, or stress.

Different products suit different needs, and the choice depends on what will most effectively get your customers to their desired outcome.

You might opt for a video course that guides them step-by-step, an e-book that outlines a proven process, or another type of product tailored to their preferences.

04

START CREATING

Assess whether your audience prefers self-paced learning or a guided approach. Additionally, think about the format that aligns best with your expertise. If your knowledge is highly visual, consider video content or webinars. Ultimately, the key is to strike a balance between what suits your expertise, resonates with your audience, and effectively conveys the knowledge or solution you're offering.



EBOOKS & GUIDES

Quick to create using platforms like Canva, easy to distribute, ideal for concise information, and can be sold at various price points.

IDEA 1



ONLINE COURSES

Comprehensive learning experience, structured content, the potential for higher pricing, and ability to offer support to students.

IDEA 2



DIGITAL DOWNLOADS

Highly scalable, can sell the same download to multiple customers without additional effort. Easy to distribute through online platforms.

IDEA 3



TEMPLATES

Lots of opportunity, saves time for customers, provides solutions, can cater to any niche or industry. Great option for beginners.


IDEA 4



PRINTABLES

Quick to create, easy to sell, can use a platform like Etsy, and can cater to a variety of niches, such as planners, worksheets, or digital art.

IDEA 5

A man in a dark suit, white shirt, and dark tie is shown from the chest up. He is holding a small, rectangular perfume bottle with a textured, metallic finish in his right hand. His left hand is raised, with fingers slightly spread, as if gesturing or presenting. He is wearing a watch with a dark strap on his left wrist. The background is a soft, out-of-focus grey.

CHAPTER
05

LAUNCH YOUR PRODUCT

HOW TO SET YOURSELF UP FOR SUCCESS
ONCE YOUR PRODUCT IS READY TO LAUNCH

05 / LAUNCH YOUR PRODUCT

Congratulations! You've invested your time and effort into building and crafting your digital product, and now it's time to take the plunge and launch it. This is where the real excitement begins as you prepare to reap the rewards of your hard work.

1 Define your target market and their needs.

Set specific goals, like a number of sales at launch. Keep it realistic, but don't be afraid to dream big!

2 Create a plan of what content you're going to create to raise awareness and promote your launch. Create a landing page where people can sign up for your waitlist.

3 Build anticipation by choosing a date and creating a countdown on your website, social media, and landing page to build excitement.

4 After your launch, make sure to follow-up with your customers and gather feedback to help you improve your product for the next launch.


05 / LAUNCH YOUR PRODUCT

The key to a successful launch is to generate interest and demand for your digital product. It's not enough to hope that it will miraculously find its way to interested buyers.

Your strategy should include methods to capture the attention of your target audience, build anticipation, and ultimately create a buzz around your offering.

WHAT KEYWORDS ARE PEOPLE SEARCHING ON GOOGLE TO FIND DIGITAL PRODUCTS LIKE MINE?

**HOW DO I WANT TO USE SOCIAL MEDIA TO MARKET MY PRODUCT?
HOW OFTEN DO I WANT TO POST?**



CHAPTER
06

RUN ON AUTOPILOT

HOW TO SET UP AUTOMATION TO TRULY
MAKE PASSIVE INCOME IN YOUR SLEEP

RUN ON AUTOPILOT

Automation is a **game-changer**.

Platforms like ThriveCart, Etsy, or Creative Market can automatically deliver your digital products to customers upon purchase, streamlining the process. Here are a few other ways to incorporate automation into your sales strategy:

Create an Email Marketing Campaign:

Utilize an email marketing service like Flodesk to craft automated email campaigns that promote your products and engage with customers post-purchase. Automated emails can efficiently follow up with customers, enhancing their experience.

Automate Follow-Up:

Harness the power of automation with tools like Zapier to segment customers into specific audiences within Flodesk. Once segmented, customers can be entered into a workflow that sends a series of automated emails. These emails can include thank-you notes, instructions on accessing the product, and requests for feedback and reviews.

A person in a dark suit and white shirt is holding a glass of wine in their right hand and a grey folder or tablet in their left hand. The background is dark and out of focus.

06

RUN ON AUTOPILOT

Use Automated Customer Service:

Simplify customer service tasks by implementing a customer service platform such as Zendesk or Freshdesk. These platforms can automate tasks like handling support tickets and providing information on returns and refunds.

By integrating automation, you can save valuable time, allowing you to concentrate on crucial aspects of your business.

It's important to remember that while automation streamlines operations, it should complement, not replace, human interaction and personalization.

Its purpose is to optimize and free up time for essential tasks.



CHAPTER

07

HELPFUL RESOURCES

THESE TOOLS WILL HELP YOU CREATE,
MARKET, AND SELL YOUR DIGITAL PRODUCTS



DESIGN TOOLS:

- Canva
- Photoshop
- Illustrator

AI TOOLS:


- ChatGPT
- Gamma AI
- Midjourney

COURSES:

- Teachable
- Kajabi
- Thinkific

MARKETPLACES:

- Etsy
- Creative Market
- Stan Store





EMAIL MARKETING:

- Flodesk
- MailChimp
- Convertkit

WEBSITE:

- Stan Store
- Showit
- Squarespace

PRINT ON DEMAND:

- Printful
- Printify
- Amazon
merch

MEMBERSHIPS:

- Kartra
- Patreon
- Podia





*If you push through
that feeling of being
scared, that feeling
of taking a risk,
really amazing
things can happen.*

THANK YOU

Congratulations on your journey to turn your skills into a source of passive income through digital products! You've taken the first steps toward financial independence and creative fulfillment.

Remember, the path to passive income may require dedication and effort, but it offers the promise of financial security, freedom, and the opportunity to share your knowledge with a global audience.