

Bible

Staircase

System FOR KIDS

Engaging with God's Word Through
Daily, Actionable Steps



“Keep this Book of the Law always on your lips; meditate on it day and night, so that you may be careful to do everything written in it. Then you will be prosperous and successful.”

Joshua 1:8

By John Allen and Madalyn Allen

Copyright © 2024 All rights reserved.

No part of this publication may be copied, reproduced in any format, by any means, electronic or otherwise, without prior consent of the copyright owner and publisher of this book.

For more of the Staircase System series and other faith-based materials, visit
www.madalynallen.com

Journey
~~X~~
This Journal Belongs to:

Why the Staircase System?

As parents, we all want to see our children grow spiritually, develop positive habits, and learn to navigate challenges with confidence. But helping kids take their faith and understanding of God's Word to the next level can feel overwhelming—especially when they get stuck or lose interest along the way.

The Bible Staircase System for Kids is designed to help young learners overcome these obstacles, one manageable step at a time. Whether it's tackling the fear of trying something new, building foundational knowledge of Scripture, or simply forming the habit of spending time with God each day, this system provides a structured, encouraging approach. By focusing on small, daily victories, kids can grow in their faith, confidence, and understanding, climbing closer to God with each step.

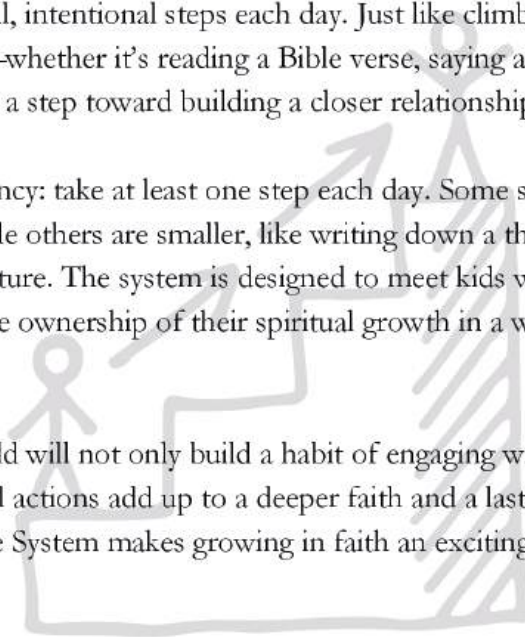
Empower your child to take their first steps in developing a lifelong relationship with God—one verse, one prayer, one reflection at a time. With the Staircase System for Kids, their faith journey becomes a joyful and achievable adventure.

What is the Staircase System?

The Bible Staircase System for Kids is a simple yet impactful way to help children grow in their faith by taking small, intentional steps each day. Just like climbing a staircase, every action your child takes—whether it's reading a Bible verse, saying a prayer, or reflecting on God's Word—counts as a step toward building a closer relationship with God.

The only rule is consistency: take at least one step each day. Some steps might be big, like memorizing a verse, while others are smaller, like writing down a thought or drawing a picture inspired by Scripture. The system is designed to meet kids where they are, encouraging them to take ownership of their spiritual growth in a way that feels achievable and rewarding.

With each step, your child will not only build a habit of engaging with God's Word but also discover how these small actions add up to a deeper faith and a lasting connection with God. The Bible Staircase System makes growing in faith an exciting journey for kids—one step at a time!



***The Bible Staircase System for Kids:
Helping Children Grow Closer to God One Step at a Time***

The Bible Staircase System for Kids is a practical and motivating approach to helping your child deepen their engagement with Scripture through consistent, meaningful steps. Just like climbing a staircase, each action—whether it’s reading a single verse, reflecting on a Bible story, journaling their thoughts, drawing a picture inspired by Scripture, or praying about what they’ve learned—becomes a step toward a closer relationship with God. This system is designed to make Bible study approachable and rewarding for kids, meeting them at their level and encouraging steady progress.

The beauty of this system lies in its flexibility and focus on daily momentum. Your child doesn’t need to understand the entire Bible right away. Instead, they learn to trust that each small step will lead them to the next, building confidence and excitement about God’s Word. Some days, their step might be reading a simple story from the Bible and discovering how it applies to their life, while other days it could involve memorizing a verse or talking about what they learned with you. The system helps kids develop a habit of daily Bible engagement in a way that feels achievable and meaningful.

The ultimate goal of the Bible Staircase System for Kids is to nurture a lasting, vibrant relationship with God. As they take each step—no matter how small—they’ll grow closer to Him, building a foundation of faith that equips them to live out His Word in their daily lives. Even when they can’t yet see the full impact of their efforts, they’ll be reminded that God is at work, shaping their hearts through their faithfulness. This system empowers children to grow in their understanding of Scripture, while also teaching them the joy and value of walking with God each day.

John and Madalyn Allen

Frequently Asked Questions About The Bible Staircase System for Kids



What is the Bible Staircase System for Kids?

- The Bible Staircase System for Kids is a step-by-step approach to help children build a consistent habit of engaging with Scripture. By breaking Bible reading and meditation into manageable daily steps, it encourages kids to develop a personal relationship with God and grow in their faith at a pace that feels achievable and fun.

How does the Staircase System work for children?

- Each day, your child takes one step toward understanding the Bible, such as reading a verse, reflecting on a story, praying, or drawing a picture inspired by what they've learned. The focus is on consistency, with each step helping to build a deeper connection with God over time.

What age group is the Bible Staircase System for Kids designed for?

- The system is adaptable for a wide range of ages, but it works especially well for children ages 7–12. Younger kids may need more parental guidance, while older children can follow the steps independently.


How much time will my child need to spend on the Bible Staircase System each day?

- Daily steps can take as little as 5–10 minutes, depending on the activity. The goal is to create a sustainable habit, so parents can adjust the time and activities to fit their child's attention span and schedule.

Do I need to know the Bible well to help my child with this system?

- Not at all! The system is designed to be simple and parent-friendly. Many parents find that using the Bible Staircase System with their kids helps them grow in their own understanding of Scripture, too.

Frequently Asked Questions About The Bible Staircase System for Kids



What if my child misses a day?

- Missing a day is okay—it's all part of the journey. Encourage your child to pick up where they left off and keep climbing. The focus is on progress, not perfection.

How do I keep my child motivated to use the system?

- Celebrate your child's progress! Acknowledge their small successes and remind them of how each step brings them closer to God. You can also make it fun by incorporating creative activities, like drawing or crafting, into their Bible time.

Can siblings use the Bible Staircase System together?

- Absolutely! The system works well for siblings of different ages. You can tailor the daily steps to each child's level while fostering a shared experience of growing in faith as a family.

Why should my child draw a picture for reflection after every ten steps?

- Drawing a picture after every ten steps is a creative way for your child to process and reflect on what they've learned. Visual expression helps reinforce their understanding of Scripture and allows them to connect emotionally with the stories or lessons they've encountered. It also gives them a sense of accomplishment, as they can look back on their drawings and see how far they've come in their Bible journey. Plus, it's a fun and engaging activity that makes learning about God's Word even more memorable!

What's the ultimate goal of the Bible Staircase System for Kids?

- The goal is to help your child develop a lasting habit of engaging with God's Word, fostering a deeper understanding of Scripture and a personal relationship with God. The system equips kids with tools to carry their faith forward, one step at a time.

*10-Step Ideas for Getting Started with
The Bible Staircase System for Kids*



1. Creation Story Exploration

1. Read Genesis 1:1–5 and discuss how God created light.
2. Draw a picture of the first day of creation.
3. Read Genesis 1:6–8 about the sky and talk about clouds and weather.
4. Go outside and observe the sky, thanking God for it.
5. Read Genesis 1:9–13 about land, plants, and trees.
6. Plant a small seed or draw a tree to reflect on this step.
7. Read Genesis 1:14–19 about the sun, moon, and stars.
8. Look at the night sky together and name the stars or planets you see.
9. Read Genesis 1:20–25 about animals and list your favorite ones.
10. Draw or create a collage of the animals God made to complete the reflection.

2. The Ten Commandments Journey

1. Read Exodus 20:1–3 and talk about putting God first.
2. Create a simple list of things your child values most.
3. Read Exodus 20:4–6 and discuss idols.
4. Draw a picture of what it means to worship only God.
5. Read Exodus 20:7 and talk about using God’s name with respect.
6. Create a poster with respectful phrases about God.
7. Read Exodus 20:8–11 about the Sabbath.
8. Plan a restful activity to honor the Sabbath together.
9. Read Exodus 20:12 about honoring parents.
10. Write or draw a way your child can honor you or another family member.

*10-Step Ideas for Getting Started with
The Bible Staircase System for Kids*



3. The Life of Jesus

1. Read Luke 2:1–7 about Jesus’ birth and discuss His humble beginnings.
2. Draw a nativity scene to reflect on this step.
3. Read Luke 2:41–50 about young Jesus in the temple.
4. Talk about listening and learning, and name a question they’d ask Jesus.
5. Read Matthew 4:18–22 about Jesus calling His disciples.
6. Write the names of the first disciples and their roles.
7. Read Matthew 8:23–27 about Jesus calming the storm.
8. Talk about trusting God during difficult times and draw a storm scene.
9. Read John 13:1–17 about Jesus washing His disciples’ feet.
10. Think of a way to serve someone this week and write it down.

4. Fruit of the Spirit Adventure

1. Read Galatians 5:22–23 and list the Fruit of the Spirit.
2. Draw a tree with nine branches, labeling each with a Fruit of the Spirit.
3. Focus on love—read 1 Corinthians 13:4–7 and discuss.
4. Write or draw an act of love they can do this week.
5. Focus on joy—read Psalm 100:1–2 and talk about being joyful.
6. Sing or listen to a worship song about joy.
7. Focus on peace—read Philippians 4:6–7 and talk about trusting God.
8. Create a calming space for quiet prayer or reflection.
9. Focus on patience—read Proverbs 15:18 and discuss waiting with grace.
10. Write a situation where they can practice patience this week.

*10-Step Ideas for Getting Started with
The Bible Staircase System for Kids*



5. The Lord's Prayer Walkthrough

1. Read Matthew 6:9 and talk about honoring God's name.
2. Draw or write ways to praise God.
3. Read Matthew 6:10 and discuss God's kingdom and will.
4. Write a short prayer asking for God's will to be done.
5. Read Matthew 6:11 about daily bread and thank God for His provision.
6. Create a gratitude list together.
7. Read Matthew 6:12 about forgiveness.
8. Talk about forgiving others and write a note of forgiveness to someone.
9. Read Matthew 6:13 about avoiding temptation.
10. Create a poster with ideas for making good choices.

6. Psalm 23 Exploration

1. Read Psalm 23:1 and discuss God as our shepherd.
2. Draw a sheep to represent being cared for by God.
3. Read Psalm 23:2 and imagine a peaceful green pasture.
4. Write or draw something that brings them peace.
5. Read Psalm 23:3 and talk about God leading us to do what's right.
6. Create a path on paper and write steps toward making good decisions.
7. Read Psalm 23:4 and discuss God's protection.
8. Write down ways God helps us when we feel scared.
9. Read Psalm 23:5–6 and talk about God's blessings and love.
10. Draw a table full of blessings to reflect on God's goodness.

*10-Step Ideas for Getting Started with
The Bible Staircase System for Kids*



7. Parables of Jesus Exploration

1. Read Luke 10:25–37 (The Good Samaritan) and talk about kindness.
2. Draw or act out a scene from the story.
3. Read Matthew 13:31–32 (The Mustard Seed) and discuss faith.
4. Plant a small seed together to reflect on this step.
5. Read Matthew 18:10–14 (The Lost Sheep) and talk about God’s love.
6. Write or draw what it means to be found by God.
7. Read Matthew 13:44–46 (The Hidden Treasure) and discuss what we value.
8. Create a treasure map with "God’s Kingdom" as the treasure.
9. Read Matthew 25:14–30 (The Talents) and talk about using gifts wisely.
10. Write down or draw their talents and how they can use them for God.

8. Exploring God’s Promises

1. Read Genesis 9:12–16 and discuss God’s promise to Noah (the rainbow).
2. Draw or color a rainbow as a reminder of God’s faithfulness.
3. Read Genesis 12:1–3 and talk about God’s promise to Abraham.
4. Write or draw how God’s promises make them feel.
5. Read Exodus 14:13–22 and discuss God’s promise to protect the Israelites.
6. Make a small boat or draw the parting of the Red Sea.
7. Read Joshua 1:9 and talk about God’s promise to always be with us.
8. Create a “God’s Promises” bookmark.
9. Read Psalm 145:13 and discuss how God always keeps His promises.
10. Write or draw a way they see God keeping His promises in their life.

*10-Step Ideas for Getting Started with
The Bible Staircase System for Kids*



9. Heroes of Faith Adventure

1. Read Hebrews 11:1–3 and introduce the concept of faith.
2. Draw or write what “faith” means to them.
3. Read about Noah in Hebrews 11:7 and discuss his obedience.
4. Write or draw something God might call them to do.
5. Read about Abraham in Hebrews 11:8–10 and talk about trust.
6. Draw a map showing Abraham’s journey.
7. Read about Moses in Hebrews 11:23–29 and discuss courage.
8. Write or draw what it means to be brave for God.
9. Read Hebrews 11:32–34 and list other heroes of faith.
10. Reflect by drawing a picture of themselves as a hero of faith.

10. Learning the Beatitudes

1. Read Matthew 5:3 and discuss “Blessed are the poor in spirit.”
2. Write or draw what it means to depend on God.
3. Read Matthew 5:4 and discuss “Blessed are those who mourn.”
4. Write or draw how God brings comfort in sadness.
5. Read Matthew 5:5 and discuss “Blessed are the meek.”
6. Act out a kind or gentle response to a situation.
7. Read Matthew 5:6 and discuss “Blessed are those who hunger for righteousness.”
8. Make a list of ways to do what’s right.
9. Read Matthew 5:7–9 and discuss being merciful and peaceful.
10. Draw a peace dove or write a way they can bring peace to others.

*10-Step Ideas for Getting Started with
The Bible Staircase System for Kids*



11. Armor of God Challenge

1. Read Ephesians 6:10 and discuss being strong in the Lord.
2. Write or draw what “God’s strength” means to them.
3. Read Ephesians 6:11–12 about putting on God’s armor.
4. Create or color a shield template.
5. Read Ephesians 6:13 and discuss standing firm against challenges.
6. Write or draw something they’ve faced bravely.
7. Read Ephesians 6:14–17 about the belt, breastplate, shield, helmet, and sword.
8. Draw a person wearing God’s armor with labels.
9. Read Ephesians 6:18 about praying always.
10. Write or say a short prayer asking for God’s protection.

12. Learning to Pray with Confidence

1. Read Matthew 7:7 and discuss asking, seeking, and knocking.
2. Write or draw something they want to ask God for.
3. Read Philippians 4:6 and talk about not worrying but praying.
4. Make a “thankful” list to include in their prayer.
5. Read Psalm 66:19–20 and discuss God hearing our prayers.
6. Write a short prayer thanking God for listening.
7. Read 1 Thessalonians 5:16–18 about praying always.
8. Draw a picture of something they’re joyful or thankful for.
9. Read Luke 11:1–4 (The Lord’s Prayer) and say it together.
10. Write their own prayer, using the Lord’s Prayer as a guide.

*10-Step Ideas for Getting Started with
The Bible Staircase System for Kids*



13. Discovering God's Love

1. Read John 3:16 and discuss God's love for the world.
2. Draw a heart to represent God's love for everyone.
3. Read Romans 8:38–39 and talk about how nothing can separate us from God's love.
4. Write or draw a way they feel God's love in their life.
5. Read 1 John 4:19 and discuss loving others because God first loved us.
6. Write or act out a way to show love to someone.
7. Read Psalm 136:1–3 and discuss God's steadfast love.
8. Write down reasons they're thankful for God's love.
9. Read 1 Corinthians 13:4–7 and talk about what love looks like.
10. Draw or list how they can practice patience, kindness, and love this week.

14. Exploring Forgiveness

1. Read Matthew 18:21–22 and discuss forgiving others many times.
2. Write or draw what it means to forgive someone.
3. Read Luke 15:11–24 (The Prodigal Son) and discuss God's forgiveness.
4. Act out the father welcoming the son back home.
5. Read Colossians 3:13 about forgiving as God forgave us.
6. Write a note or draw a picture for someone they need to forgive.
7. Read 1 John 1:9 about confessing sins to God.
8. Write a short prayer asking for God's forgiveness.
9. Read Psalm 103:12 and discuss how God removes our sins far away.
10. Draw a picture of God's love wiping away mistakes.

*10-Step Ideas for Getting Started with
The Bible Staircase System for Kids*



15. Overcoming Bullying

1. Read Psalm 27:1 and discuss how God is their light and protector.
2. Write or draw something they're not afraid of because God is with them.
3. Read Romans 12:21 and talk about overcoming evil with good.
4. Role-play a kind response to someone being mean.
5. Read Matthew 5:44 about praying for those who hurt us.
6. Write a prayer asking God to help them be strong and forgiving.
7. Read Proverbs 15:1 about a gentle answer turning away anger.
8. Practice saying a calm response they could use in a tough situation.
9. Read Ephesians 4:32 about being kind and forgiving.
10. Draw themselves helping someone who feels left out or hurt.

16. Building a Healthy Self-Image

1. Read Genesis 1:27 and discuss how they are made in God's image.
2. Draw or write something special about how God made them.
3. Read Psalm 139:14 and talk about being "fearfully and wonderfully made."
4. Create a "God's Masterpiece" poster with words that describe their talents and strengths.
5. Read 1 Samuel 16:7 and discuss how God looks at the heart, not appearances.
6. Write or draw what makes them kind or loving.
7. Read Ephesians 2:10 and talk about being created for good works.
8. Draw themselves doing something kind or helpful.
9. Read Zephaniah 3:17 and talk about how God delights in them.
10. Write a short prayer thanking God for how He made them.

*10-Step Ideas for Getting Started with
The Bible Staircase System for Kids*



17. Overcoming Fear

1. Read Isaiah 41:10 and discuss how God promises to help them when they're scared.
2. Draw a picture of God holding their hand in a scary situation.
3. Read Psalm 56:3 and talk about trusting God when they're afraid.
4. Write down or draw something they're afraid of and pray about it.
5. Read Joshua 1:9 and discuss being strong and courageous.
6. Role-play facing a fear with God's help.
7. Read 2 Timothy 1:7 about God giving them a spirit of power and love.
8. Write or draw ways they can feel brave because of God's love.
9. Read John 14:27 about Jesus giving peace.
10. Write or say a prayer asking Jesus for His peace.

18. Dealing with Sadness

1. Read Psalm 34:18 about God being close to the brokenhearted.
2. Draw a heart and write "God is near me" inside.
3. Read John 16:33 about Jesus giving peace in hard times.
4. Write or draw what peace from Jesus looks like.
5. Read Revelation 21:4 about God wiping away tears.
6. Draw or write something that makes them happy and reminds them of God's love.
7. Read Philippians 4:8 about thinking of good and true things.
8. Make a list of "good things" to focus on when they're sad.
9. Read 1 Peter 5:7 about giving worries to God.
10. Write a prayer asking God to take away sadness and bring joy.

*10-Step Ideas for Getting Started with
The Bible Staircase System for Kids*



19. Developing Gratitude

1. Read 1 Thessalonians 5:18 about giving thanks in all situations.
2. Write or draw three things they're thankful for today.
3. Read Psalm 107:1 about God's goodness and steadfast love.
4. Write a prayer thanking God for His love.
5. Read James 1:17 about good gifts coming from God.
6. Draw a picture of their favorite gift from God.
7. Read Colossians 3:15 about letting peace rule and being thankful.
8. Write or say a prayer asking God for a thankful heart.
9. Read Philippians 4:6 about praying with thanksgiving.
10. Create a "Gratitude Jar" and add something they're thankful for every day.

20. Being a Good Friend

1. Read Proverbs 17:17 about a friend loving at all times.
2. Write or draw what makes a good friend.
3. Read John 15:12 about loving others as Jesus loves us.
4. Role-play showing kindness to a friend.
5. Read Proverbs 27:17 about friends sharpening each other.
6. Write down how they can encourage a friend.
7. Read Colossians 3:13 about forgiving friends.
8. Write or draw a way they can forgive someone.
9. Read 1 Thessalonians 5:11 about building each other up.
10. Create or draw a card to encourage a friend.

*10-Step Ideas for Getting Started with
The Bible Staircase System for Kids*



21. Managing Anger

1. Read Proverbs 16:32 about self-control being greater than strength.
2. Draw or write something that helps them calm down when angry.
3. Read Ephesians 4:26 about not letting anger lead to sin.
4. Practice taking deep breaths and praying when upset.
5. Read James 1:19 about being quick to listen and slow to anger.
6. Role-play a calm way to respond when upset.
7. Read Psalm 37:8 about letting go of anger.
8. Write or draw what it feels like to let go of anger.
9. Read Colossians 3:12 about putting on kindness and patience.
10. Write a prayer asking God to help them stay calm and kind.

22. Navigating Peer Pressure

1. Read Proverbs 1:10 about resisting sinful peer influence.
2. Role-play saying “no” to a situation that doesn’t honor God.
3. Read Galatians 1:10 about pleasing God, not people.
4. Write or draw a picture of someone choosing to follow God’s way.
5. Read 1 Corinthians 15:33 about bad company corrupting good character.
6. Make a list of qualities in friends who encourage good choices.
7. Read Matthew 5:16 about letting your light shine.
8. Write down one way to set a good example for their friends.
9. Read Philippians 4:13 about God giving strength.
10. Pray for strength to make wise choices when feeling pressured.

*10-Step Ideas for Getting Started with
The Bible Staircase System for Kids*



23. Handling Disappointment

1. Read Romans 8:28 about God working all things for good.
2. Write or draw something good that came from a disappointing situation.
3. Read Proverbs 3:5–6 about trusting God’s plan.
4. Say a prayer, asking God to help them trust Him in hard times.
5. Read Psalm 34:17 about God hearing their prayers.
6. Write a list of things they can pray about when disappointed.
7. Read Isaiah 40:31 about God renewing strength.
8. Draw a picture of God lifting them up when they feel down.
9. Read Lamentations 3:22–23 about God’s mercies being new every morning.
10. Write a prayer thanking God for His love and care, even when things don’t go as planned.

24. Learning to Share

1. Read 2 Corinthians 9:7 about God loving a cheerful giver.
2. Write or draw something they can share with someone else.
3. Read Acts 20:35 about it being more blessed to give than receive.
4. Share a toy, book, or treat with a sibling or friend.
5. Read Luke 6:38 about giving and receiving.
6. Role-play offering to share something when someone else needs it.
7. Read Philippians 2:4 about looking to the interests of others.
8. Write or draw how it feels to see someone happy because they shared.
9. Read Proverbs 11:25 about a generous person prospering.
10. Write a prayer asking God to help them be generous with their things and time.

*10-Step Ideas for Getting Started with
The Bible Staircase System for Kids*



25. Dealing with Loneliness

1. Read Deuteronomy 31:8 about God never leaving them.
2. Draw or write about God being with them when they feel alone.
3. Read Psalm 23:4 about God comforting them in hard times.
4. Write a prayer asking God to remind them of His presence.
5. Read Matthew 28:20 about Jesus being with them always.
6. Call or write a note to a friend or family member.
7. Read John 15:15 about Jesus calling them His friend.
8. Draw themselves with Jesus as their best friend.
9. Read Isaiah 41:10 about God strengthening and helping them.
10. Write or pray for someone else who might feel lonely.

26. Building Patience

1. Read Galatians 5:22 about patience being a fruit of the Spirit.
2. Write or draw something they are waiting for.
3. Read Psalm 37:7 about waiting patiently for the Lord.
4. Practice waiting calmly for a turn in a game or activity.
5. Read James 1:19 about being slow to anger.
6. Write or draw how they feel when they wait well.
7. Read Proverbs 14:29 about patience showing great understanding.
8. Role-play calmly waiting in line or for a parent's attention.
9. Read Ecclesiastes 3:1 about everything having a season.
10. Write a prayer asking God to help them wait with a cheerful heart.

*10-Step Ideas for Getting Started with
The Bible Staircase System for Kids*



27. Standing Up for What's Right

1. Read Micah 6:8 about doing justice and loving kindness.
2. Draw a picture of someone standing up for what's right.
3. Read Joshua 24:15 about choosing to serve the Lord.
4. Write or draw a choice they can make to honor God.
5. Read Proverbs 31:8–9 about speaking up for others.
6. Role-play standing up for a friend who needs help.
7. Read 1 Corinthians 16:13 about being strong and courageous.
8. Practice saying, "That's not okay," to something wrong.
9. Read Ephesians 6:10–11 about putting on the armor of God.
10. Write a prayer asking God for courage to do what's right.

28. Developing Self-Control

1. Read Proverbs 25:28 about self-control being like a city with walls.
2. Draw or write something they can control better (e.g., words, actions).
3. Read Galatians 5:22–23 about self-control being a fruit of the Spirit.
4. Practice pausing and praying before reacting in frustration.
5. Read James 3:5–6 about the power of the tongue.
6. Write or draw kind words they can say instead of angry ones.
7. Read 2 Timothy 1:7 about God giving a spirit of self-control.
8. Role-play saying "no" to something they shouldn't do.
9. Read 1 Corinthians 9:24–25 about running the race with discipline.
10. Write a prayer asking God to help them grow in self-control.

Fun Reward Ideas for Kids Who Reach Their Goals

Small Rewards for Daily/Weekly Progress

1. Sticker Chart Progression – Let them choose a fun sticker to add to their chart.
2. Bible Bookmark – A colorful or personalized bookmark for their Bible.
3. Extra Playtime – Give them 15-30 extra minutes of their favorite activity.
4. Special Snack – A treat like a cookie, cupcake, or their favorite fruit.
5. Mini Craft Kit – Small craft items like beads, stickers, or coloring pages.
6. Treasure Box Pick – A small toy or trinket from a treasure chest.
7. Dance Party – Celebrate their progress with a mini family dance session.
8. Custom Certificate – A printed certificate celebrating their weekly steps.
9. Praise Note – A handwritten note of encouragement from parents or caregivers.

Moderate Rewards for Milestones (e.g., 10 Steps Completed)


1. Faith-Based Book or Devotional – A fun Bible storybook or devotional for kids.
2. Movie Night – Let them pick a family-friendly movie to watch together.
3. Ice Cream Outing – A trip to get their favorite flavor.
4. Small Puzzle or Game – A simple Bible-themed puzzle or game.
5. Journal or Notebook – A special journal to continue their reflections.
6. Family Picnic – Enjoy their favorite meal or snacks outdoors.
7. Mini Adventure – A trip to a nearby park, zoo, or fun attraction.
8. Bible-Themed Coloring Book – A book with pages to color Bible stories.

Big Rewards for Long-Term Goals (e.g., Completing a Full Plan)

1. Special Dinner Out – A meal at their favorite family-friendly restaurant.
2. Visit to a Biblical Museum or Event – An outing to a Christian-themed event or location.
3. Family Fun Day – Let them plan a day filled with activities they love.
4. Special Celebration Ceremony – A mini “graduation” for completing their goal, with family applause and certificates.

Bible MEdition Standing up for what's right

Drawing for Reflection



- 10 I prayed and asked God to help me stand up for what is right.
- 9 I read Ephesians 6:10-11 about the full armor of God.
- 8 I practiced saying, "That's not okay!" with mom.
- 7 I read 1 Corinthians 16:13 about being strong and courageous!
- 6 I role-played with dad and practiced standing up for what is right.
- 5 I read Proverbs 31:8-9 about speaking up for others.
- 4 I drew a picture to honor God.
- 3 I read Joshua 24:15. Joshua chose to serve the Lord!
- 2 I drew a picture of doing the right thing.
- 1 I read Micah 6:8 about justice and mercy.

Bible MEditionation

Drawing for Reflection



10

9

8

7

6

5

4

3

2

1

Bible MEditionation

Drawing for Reflection



10

9

8

7

6

5

4

3

2

1

Bible MEditation

Drawing for Reflection



10

9

8

7

6

5

4

3

2

1

Bible MEditation

Drawing for Reflection



10

9

8

7

6

5

4

3

2

1

Bible MEditionation _____

Drawing for Reflection _____



10

9

8

7

6

5

4

3

2

1

Bible MEditionation

Drawing for Reflection



10

9

8

7

6

5

4

3

2

1

Bible MEditionation

Drawing for Reflection



10

9

8

7

6

5

4

3

2

1

Bible MEditionation

Drawing for Reflection



10

9

8

7

6

5

4

3

2

1

Bible MEditionation

Drawing for Reflection



10

9

8

7

6

5

4

3

2

1

Bible MEditionation

Drawing for Reflection



10

9

8

7

6

5

4

3

2

1

Bible MEditionation

Drawing for Reflection



10

9

8

7

6

5

4

3

2

1

Bible MEditionation

Drawing for Reflection



10

9

8

7

6

5

4

3

2

1

Bible MEditionation

Drawing for Reflection



10

9

8

7

6

5

4

3

2

1

Bible MEditionation

Drawing for Reflection



10

9

8

7

6

5

4

3

2

1

Bible MEditionation

Drawing for Reflection



10

9

8

7

6

5

4

3

2

1

Bible MEditionation

Drawing for Reflection



10

9

8

7

6

5

4

3

2

1

Bible MEditionation

Drawing for Reflection



10

9

8

7

6

5

4

3

2

1

Bible MEditionation

Drawing for Reflection



10

9

8

7

6

5

4

3

2

1

Bible MEditionation

Drawing for Reflection



10

9

8

7

6

5

4

3

2

1

Bible MEditionation

Drawing for Reflection



10

9

8

7

6

5

4

3

2

1

Bible MEditionation

Drawing for Reflection



10

9

8

7

6

5

4

3

2

1

Bible MEditionation

Drawing for Reflection



10

9

8

7

6

5

4

3

2

1

Bible MEditation

Drawing for Reflection



10

9

8

7

6

5

4

3

2

1

Bible MEditionation

Drawing for Reflection



10

9

8

7

6

5

4

3

2

1

Bible MEditionation

Drawing for Reflection



10

9

8

7

6

5

4

3

2

1

Bible MEditionation

Drawing for Reflection



10

9

8

7

6

5

4

3

2

1

Bible MEditionation

Drawing for Reflection



10

9

8

7

6

5

4

3

2

1

Bible MEditionation

Drawing for Reflection



10

9

8

7

6

5

4

3

2

1

Bible MEditionation

Drawing for Reflection



10

9

8

7

6

5

4

3

2

1

Bible MEditionation

Drawing for Reflection



10

9

8

7

6

5

4

3

2

1

Bible MEditionation

Drawing for Reflection



10

9

8

7

6

5

4

3

2

1

Bible MEditionation

Drawing for Reflection



10

9

8

7

6

5

4

3

2

1

Bible MEditionation _____

Drawing for Reflection _____



10

9

8

7

6

5

4

3

2

1

Bible MEditionation

Drawing for Reflection



10

9

8

7

6

5

4

3

2

1

Bible MEditionation

Drawing for Reflection



10

9

8

7

6

5

4

3

2

1

Bible MEditionation

Drawing for Reflection



10

9

8

7

6

5

4

3

2

1

Bible MEditionation

Drawing for Reflection



10

9

8

7

6

5

4

3

2

1

Bible MEditation

Drawing for Reflection



10

9

8

7

6

5

4

3

2

1

Bible MEditionation

Drawing for Reflection



10

9

8

7

6

5

4

3

2

1

Bible MEditionation

Drawing for Reflection



10

9

8

7

6

5

4

3

2

1

Bible MEditionation

Drawing for Reflection



10

9

8

7

6

5

4

3

2

1

Bible MEditionation

Drawing for Reflection



10

9

8

7

6

5

4

3

2

1

Bible MEditionation

Drawing for Reflection



10

9

8

7

6

5

4

3

2

1

Bible MEditation

Drawing for Reflection



10

9

8

7

6

5

4

3

2

1

Bible MEditionation

Drawing for Reflection



10

9

8

7

6

5

4

3

2

1

Bible MEditation

Drawing for Reflection



10

9

8

7

6

5

4

3

2

1

Bible MEditionation

Drawing for Reflection



10

9

8

7

6

5

4

3

2

1

Bible MEditionation

Drawing for Reflection



10

9

8

7

6

5

4

3

2

1

Bible MEditionation

Drawing for Reflection



10

9

8

7

6

5

4

3

2

1

Bible MEditionation

Drawing for Reflection



10

9

8

7

6

5

4

3

2

1

Bible MEditation

Drawing for Reflection



10

9

8

7

6

5

4

3

2

1

Bible MEditionation

Drawing for Reflection



10

9

8

7

6

5

4

3

2

1

Bible MEditionation

Drawing for Reflection



10

9

8

7

6

5

4

3

2

1

Bible MEditionation

Drawing for Reflection



10

9

8

7

6

5

4

3

2

1

Bible MEditionation

Drawing for Reflection



10

9

8

7

6

5

4

3

2

1

Bible MEditionation

Drawing for Reflection



10

9

8

7

6

5

4

3

2

1

Bible MEditionation

Drawing for Reflection



10

9

8

7

6

5

4

3

2

1

Bible MEditionation

Drawing for Reflection



10

9

8

7

6

5

4

3

2

1

Bible MEditionation

Drawing for Reflection



10

9

8

7

6

5

4

3

2

1

Bible MEditionation _____

Drawing for Reflection _____



10

9

8

7

6

5

4

3

2

1

Bible MEditation

Drawing for Reflection



10

9

8

7

6

5

4

3

2

1

Bible MEditionation

Drawing for Reflection



10

9

8

7

6

5

4

3

2

1

Bible MEditation

Drawing for Reflection



10

9

8

7

6

5

4

3

2

1

Bible MEditionation

Drawing for Reflection



10

9

8

7

6

5

4

3

2

1

Bible MEditionation

Drawing for Reflection



10

9

8

7

6

5

4

3

2

1

Bible MEditionation

Drawing for Reflection



10

9

8

7

6

5

4

3

2

1

Bible MEditionation

Drawing for Reflection



10

9

8

7

6

5

4

3

2

1

Bible MEditation

Drawing for Reflection



10

9

8

7

6

5

4

3

2

1

Bible MEditionation

Drawing for Reflection



10

9

8

7

6

5

4

3

2

1

Bible MEditionation

Drawing for Reflection



10

9

8

7

6

5

4

3

2

1

Bible MEditionation

Drawing for Reflection



10

9

8

7

6

5

4

3

2

1

Bible MEditionation

Drawing for Reflection



10

9

8

7

6

5

4

3

2

1

Bible MEditionation

Drawing for Reflection



10

9

8

7

6

5

4

3

2

1

Bible MEditionation

Drawing for Reflection



10

9

8

7

6

5

4

3

2

1

Bible MEditionation

Drawing for Reflection



10

9

8

7

6

5

4

3

2

1

Bible MEditionation

Drawing for Reflection



10

9

8

7

6

5

4

3

2

1

Bible MEditionation

Drawing for Reflection



10

9

8

7

6

5

4

3

2

1

Bible MEditation

Drawing for Reflection



10

9

8

7

6

5

4

3

2

1

Bible MEditionation

Drawing for Reflection



10

9

8

7

6

5

4

3

2

1

Bible MEditionation

Drawing for Reflection



10

9

8

7

6

5

4

3

2

1

Bible MEditionation

Drawing for Reflection



10

9

8

7

6

5

4

3

2

1

Bible MEditionation

Drawing for Reflection



10

9

8

7

6

5

4

3

2

1

Bible MEditionation

Drawing for Reflection



10

9

8

7

6

5

4

3

2

1

Bible MEditation

Drawing for Reflection



10

9

8

7

6

5

4

3

2

1

Bible MEditionation

Drawing for Reflection



10

9

8

7

6

5

4

3

2

1

Bible MEditionation

Drawing for Reflection



10

9

8

7

6

5

4

3

2

1

Bible MEditionation

Drawing for Reflection



10

9

8

7

6

5

4

3

2

1

Bible MEditation

Drawing for Reflection



10

9

8

7

6

5

4

3

2

1

Bible MEditation

Drawing for Reflection



10

9

8

7

6

5

4

3

2

1

Bible MEditionation

Drawing for Reflection



10

9

8

7

6

5

4

3

2

1

Don't Stop Climbing! Get a fresh copy from

www.madalynallen.com

