

# seeds *for* sales



🌱 A digital seed to sow...  
and watch your income grow

# Contents

<b>Welcome to seeds for sales</b>	<b>3</b>
<b>The seeds for sales hub</b>	<b>6</b>
<b>The seeds for sales Community Map</b>	<b>7</b>
<b>What Is MRR &amp; Why It's the Smartest Seed You Can Plant?</b>	<b>8</b>
<b>Why seeds for sales works</b>	<b>12</b>
<b>Let's Plant Your First Seed</b>	<b>17</b>
<b>Why You're Here</b>	<b>25</b>
<b>Sales Energy – How You Do Something Is How You Do Everything</b>	<b>29</b>
<b>Sowing Seeds on Social Media</b>	<b>34</b>
<b>Sowing Sales on Threads</b>	<b>39</b>
<b>Growing Sales on Pinterest</b>	<b>47</b>
<b>Using Automated DMs to Nurture Sales</b>	<b>54</b>
<b>Let AI Help You Sell – ChatGPT Prompts for Social Posts</b>	<b>59</b>
<b>TikTok Scripts to Sell Your Digital Seed</b>	<b>64</b>
<b>Myths, Missteps and Mastery</b>	<b>71</b>
<b>From Seed to Seedling – The Social Proof Challenge</b>	<b>75</b>
<b>Gamify Your Way to Sales Growth</b>	<b>80</b>
<b>In a Nutshell: How to Sell Seeds for Sales</b>	<b>83</b>
<b>Terms &amp; Conditions</b>	<b>84</b>
<b>© Copyright Notice</b>	<b>85</b>
<b>Earnings Disclaimer</b>	<b>86</b>



# Welcome to seeds*for*sales

You've just taken the very first step towards growing something brilliant – and it all starts with this tiny digital seed.

Inside this guide, you'll discover how to start selling digital products online with simplicity, clarity, and confidence – even if you've never done it before.

But this isn't just another ebook to read and forget.

This is a do-it-now, plant-it-early, grow-as-you-go kind of guide.

You won't need any complicated tools, tech skills, or experience. Just a willingness to start small, stay consistent, and take action one step at a time.

By the time you finish, you'll have:

- ✓ Your first digital product (this very one) set up and ready to sell
- ✓ Your own digital storefront where people can buy this guide (and other digital products) from you
- ✓ A clear understanding of what digital products are and how they can grow into real income over time
- ✓ The confidence to keep going – and growing

# Welcome to **seeds***for***sales**

Let's be clear: this isn't about overnight riches or complicated marketing tactics.

It's about starting where you are, planting the seed, and watching your digital income grow with time, effort, and care.

No fluff. No overwhelm. Just a clear path to get started.

Let's grow 🌱



## **Important**

**This guide comes with a licence that allows you to resell it for 100% of the profit – but that DOES NOT mean you can rebrand or edit it in any way.**

**You must resell this guide exactly as it is – no edits, no pages deleted, NO PAGES ADDED, no remixing whatsoever. The content is protected by copyright and comes with Master Resell Rights, which means you may sell it "as is" but not alter or claim authorship.**

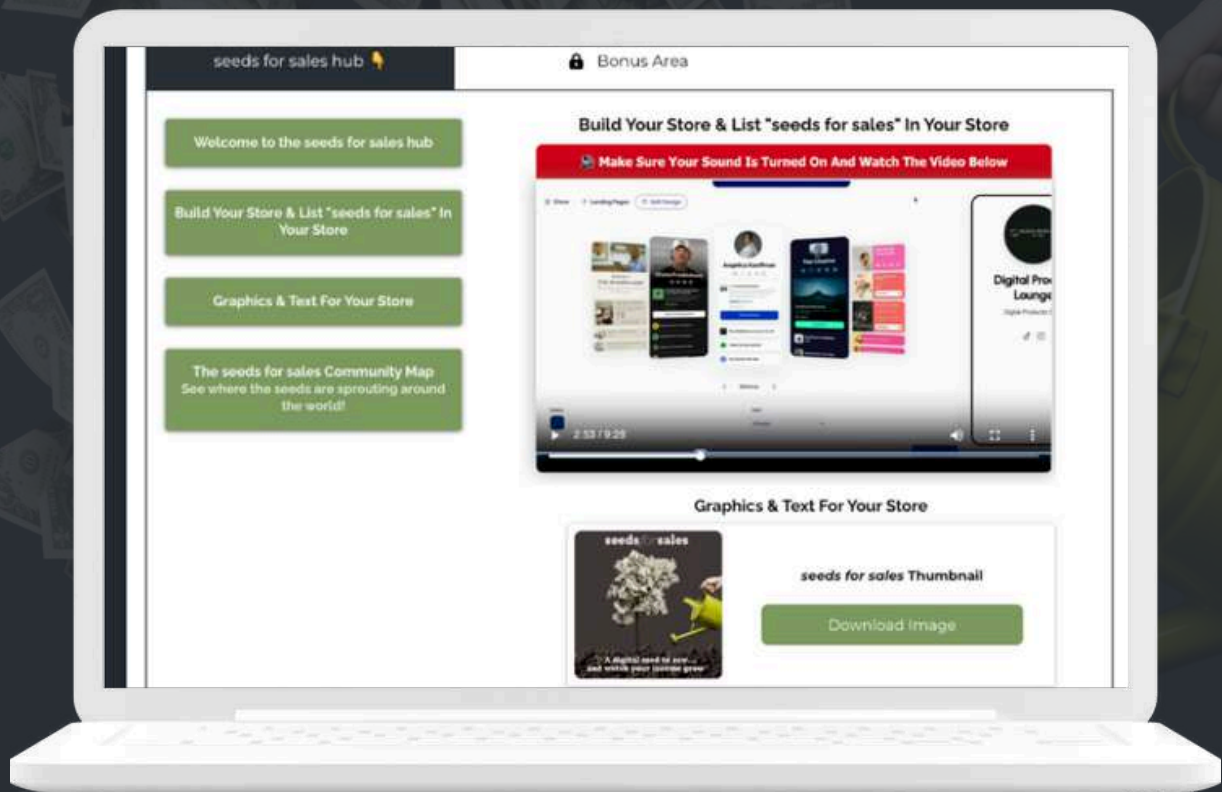
**We recommend listing it at a Minimum Advertised Price (MAP) of \$7 USD or £5 GBP to maintain fairness across the reseller community. This is not a fixed price; you are free to set your own final sale price, but we encourage consistency to uphold the value of the product.**

**There are no guarantees of income. Your results will vary depending on your own effort, consistency, and market conditions.**

**For full terms, conditions, and the earnings disclaimer, please refer to the relevant section of this guide.**

# The seeds for sales Hub

The seeds for sales hub is a free companion resource designed to support you as you put the seeds for sales guide into action. The hub is not part of the guide itself or something you're selling, it includes helpful tools to get you started quickly and confidently. Inside, you'll find a step-by-step video tutorial on setting up your store and listing seeds for sales for sale, ready-to-use graphics and promotional text, plus a few extra bonuses to give you a head start. Dive in and make the most of it!




👉 Visit the seeds for sales hub 👉



## **The seeds for sales Community Map**


**seeds for sales** was built to spark something – a first step into selling digital products and building your own income stream. This isn't just a guide... it's a movement. And now, you can literally see it take shape.

 **Want to see who's already planted their seed?**



 **CLICK HERE** to check out the live community map 

It shows real people around the world who've purchased seeds for sales and dropped a pin with their name, location, and a quick shoutout. It's a fun way to feel part of the community – and you're invited to take your place on the map too.

 **Want to add your own pin to the seeds for sales map?**

Click on the button below 

 **I WANT TO BE ON THE**  
***seeds for sales* MAP** 



# What Is MRR & Why It's the Smartest Seed You Can Plant?



# What Is MRR & Why It's the Smartest Seed You Can Plant?

If you're new to MRR (Master Resell Rights), don't worry – let's break it down simply.

Master Resell Rights means you buy a digital product once and you're legally allowed to resell it as many times as you like. Every time someone buys it from you? That's 100% profit going into your account – no middleman, no commissions, no fees.

- ✓ No stock to buy or store
- ✓ No creating your own product from scratch
- ✓ No tech headaches

💡 This exact guide – seeds for sales – comes with MRR. That means once you own it, you can start selling it straightaway, for \$7 or £5, as many times as you like.

It's your digital seed – and every sale is a little shoot of growth.

# What Is MRR & Why It's the Smartest Seed You Can Plant?

## What You Actually Need to Get Started

Spoiler alert: not much. You don't need a big following, fancy website, funnels or loads of money.

In fact, if you're reading this guide, you've already got more than enough to get going.

Here's all you need to plant your first income seed:

- ✓ A product – You've already got it! This guide is your first digital product and you have full rights to sell it.
- ✓ Somewhere to sell – A beginner-friendly online store (more about that later in this guide).
- ✓ A place to talk about it – Any social media account will do. You don't need to go viral to start making sales.
- ✓ A simple plan – Follow the tips inside this guide and implement what you learn.

You've got this. You don't need perfection – just momentum.

# What Is MRR & Why It's the Smartest Seed You Can Plant?

## Why Digital Products Are the Easiest Thing to Sell Online

Let's be real – traditional businesses are expensive.

Shops need stock, rent and staff. Dropshipping has low margins and high hassle. Property? Stressful, risky and far from passive.

Now compare that to digital products:


 No stock or shipping


  No customer service dramas

 Create or buy once – sell endlessly

 100% profit, 24/7

It's simple, scalable and low-cost – even for beginners.

 seeds for sales is your digital seed. Resell it for \$7 or £5, again and again, and start growing your online income with ease.

 Start small, stay consistent, and let your digital garden grow.



A conceptual image where a tree's foliage is composed of numerous US dollar bills, symbolizing wealth. A hand is shown watering the base of the tree with a watering can, suggesting the idea of 'watering' or nurturing sales. The entire scene is set against a dark, textured background.


# **Why seeds for sales works**


# Why seeds for sales works

Let's be clear – this isn't just about the price (though the low cost certainly helps).

People make small purchases every day without a second thought:

 A quick treat they don't need

 A video or music streaming subscription they barely use

 A tip for a service they'll forget in five minutes

But ask someone to spend the same amount on something that could actually shift their situation – a chance to earn from home, start something new, or create long-term income – and suddenly it feels like a bigger decision.

That's not about money.

That's about mindset and value.

# Why seeds for sales works

## Here's the truth:

💬 People spend freely on things that feel effortless, valuable and clear.

💡 If they understand what it is and what it can do – they'll buy.

That's why seeds for sales is different. It works because it's:

- ✓ Low-risk – priced so it feels like a safe first step
- ✓ Easy to get started – no tech overwhelm, no big learning curve
- ✓ Designed for resale – so it becomes a self-growing asset

This isn't just about selling a guide. It's about giving someone a ready-to-plant digital seed – one they can use, resell, and grow into their own income stream. When the value is obvious and the action is simple, the decision becomes easy.

- 🌱 People want small wins.
- 🌱 They want quick results.
- 🌱 They want to feel like they're making progress.

seeds for sales delivers on all three – and that's why it grows.



# Why seeds for sales works

## **Why seeds for sales Is the Perfect Digital Product to Start With**

- ✓ 100% Profit – No stock, no overheads, just pure income
- ✓ Instant Sales – People say yes to a low-cost product without overthinking
- ✓ Zero Pressure – Use the ready-made scripts and simple training to start sharing

 **The more soil you scatter your seeds in, the more sales you're likely to harvest.**

**TikTok**

- ✓ Post a viral-style video
- ✓ Use trending audio
- ✓ Go Live

**Instagram**

- ✓ Post Reels,
- ✓ Story Polls
- ✓ Go Live

**Facebook**

- ✓ Post in groups
- ✓ Reply in comments and DMs
- ✓ Run engagement posts

**Threads**

- ✓ Post engaging money-related threads
- ✓ Use Call To Action comments

**Pinterest**

- ✓ Create Pins linking to seeds for sales
- ✓ Use high-search keywords


# From seed to sales: Your Profit Potential


💡 One simple digital product. Unlimited profit potential ↓

seeds for sales sold	Revenue / Profit (USD)	Revenue / Profit (GBP)	Growth
5 sales	\$35	£25	
10 sales	\$70	£50	
20 sales	\$140	£100	
50 sales	\$350	£250	
100 sales	\$700	£500	
250 sales	\$1750	£1250	
500 sales	\$3500	£2500	
1000 sales	\$7000	£5000	

 = planted the seed

 = early growth

 = growing strong


 = starting to bloom

 = blooming business

 = stable income tree

 = evergreen growth

 = flourishing freedom

 Based on the Minimum Advertised Price (MAP) of \$7 / £5 with 100% profit retained by the seller.

A conceptual image of a tree where the leaves are replaced by US dollar bills, with a hand watering it from a watering can.

# Let's Plant Your First Seed



# Let's Plant Your First Seed

Right, let's not mess around – you've just picked up this guide, and now I want to help you earn back what you paid (and a whole lot more).

We're kicking things off with action. Not theory. Not fluff. This isn't a sit-back-and-read kind of thing – this is a get-up-and-plant-your-first-digital-seed kind of thing. And the best part?

🌱 The seed... is this very PDF you're reading right now.

**Here's the deal:** You now have full resell rights to this exact guide. That means you can sell it yourself in your own digital store – and keep 100% of the profit from every sale.

Sell it once? You've already earned your investment back.

Sell it 10 times? You're starting to grow something special.

Sell it 100 times? That's your digital garden in full bloom.

# Let's Plant Your First Seed

🌸 And here's a little bonus for you...

You're not just making money – you're also helping other people start their own income journey, just like you.

It's like sharing seeds – and watching a whole field of money trees grow. 🌳🌳🌳

Let's get planting!

# Let's Plant Your First Seed

Alright – this is where we roll up our sleeves and plant the seed that starts it all.

Your online digital store is going to be your little patch of digital land – the place where people come, see what you've got, and start handing over money in exchange for your product (yes, the very guide you're reading right now!). 🌱💰

Setting up your store might sound techy or overwhelming, but trust me – it's ridiculously easy. If you can copy and paste, you can do this. And once it's live, you've officially got your first product on digital shelves, ready to sell 24/7.

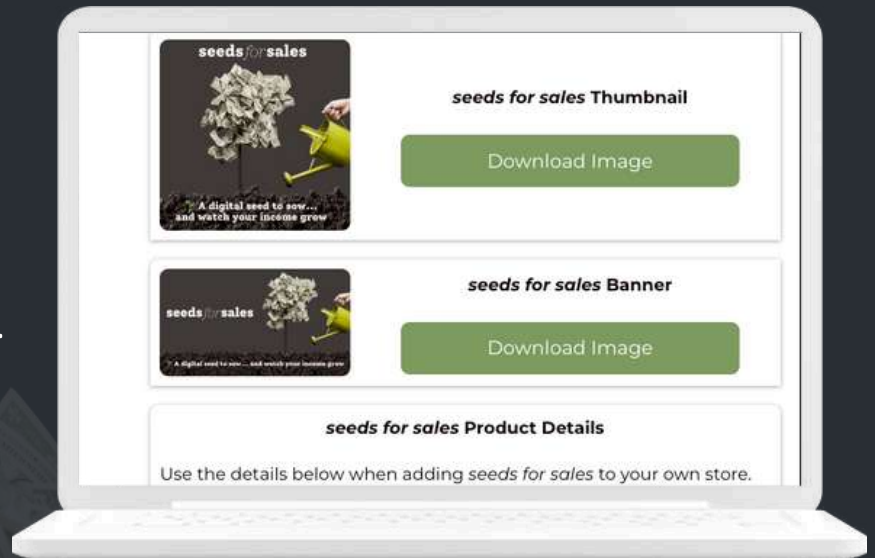
Let's get it planted and growing – you'll be harvesting your first sale before you know it.



# Let's Plant Your First Seed

## Step 1: Grab Your Promo Kit

Before we jump into building your store and adding seeds for sales, let's make sure you've got everything you need to start selling it the right way – fast and hassle-free.




To make things easy for you to sell this guide yourself, you get access to a set of pre-made promotional graphics and a product description you can copy and paste into your own store or social media posts.

While you can't change the guide itself, you're free to promote and present it in your own style using the marketing materials provided. This gives you a head start in selling the guide while keeping everything consistent and compliant.

 **Download Graphics & Text  
For Your Store**


# Let's Plant Your First Seed

## **Step 2: Plant Your Store**

Now that you've got your first product (this very guide!), it's time to plant it in your own digital storefront so it can start growing. 

### **Why You Need a Digital Storefront**

If you're serious about turning your digital seed into real sales, you need a simple, reliable place to sell from – and the good news is, there are plenty of beginner-friendly platforms that make it easy. Whether you choose **Stan Store**, **Beacons**, **Gumroad**, **Shopify**, or **Etsy**, each one gives you a straightforward way to list digital products and accept payments without the hassle of building a full website.


No complicated tech, no steep learning curve – just a clean, professional-looking shop where you can upload this guide, set your price, and start earning. Think of your storefront as the soil your digital seed needs to take root and grow. 


 VISIT THE SEEDS FOR SALES HUB FOR  
GUIDANCE ON SETTING UP YOUR STORE

# Let's Plant Your First Seed

## **Step 3: Add seeds for sales to Your Store**

Once you've created your account on your chosen platform (Stan Store, Beacons, Gumroad, Shopify, Etsy, or any other), it's time to get Seeds for Sales ready for the digital shelves.

1. **Upload your graphics** – Use the pre-made seeds for sales graphics (like thumbnails and banners) available in the seeds for sales hub.
2. **Add your product details** – Enter the title, subtitle, and description. To save time, you can copy and paste the text provided in the Hub.
3. **Set your price** – Remember, the Minimum Advertised Price (MAP) is \$7 USD or £5 GBP. Please see the terms and conditions in this guide for details.
4. **Upload your PDF** – Add your copy of the seeds for sales guide. The platform will store and deliver it for you when customers purchase.
5. **Publish your product** – Once everything looks good, hit publish! Your first digital seed is now planted and ready to grow. 

 But before you can start collecting payments, there's one more important step to complete...



# Let's Plant Your First Seed


## **Step 4: Add your payment details so you can get paid**


Before you can start making sales, you need to connect your payment details – this ensures the money from each purchase goes directly to you. Most platforms (such as Stan Store, Beacons, Gumroad, Shopify, or Etsy) use trusted processors like Stripe or PayPal to handle payouts securely.

### **Here's what to do:**

- Log in to your chosen platform
- Go to Settings → Payments (or the equivalent section)
- Follow the on-screen prompts to connect your Stripe or PayPal account (or whichever payment method the platform supports)

 Don't worry – each platform provides a step-by-step guide, and setup usually takes just a few minutes.

 Once this is done, you're officially ready to start earning from your digital seed. Every sale you make will now go straight to your account.

 Your seed is planted, your payment roots are in place – now it's time to let your income grow!



A conceptual image of a tree where the leaves are replaced by US dollar bills, with a hand watering it from a watering can.

# Why You're Here

# Why You're Here

Because **life is shifting**, and you're ready to grow something of your own.

Let's be **honest** for a moment.

We don't wake up one day and think, 'I fancy building a passive income stream with digital products' for no reason.

Usually, something inside us is stirring.  
A **change**. A **need**. A **question**. A **nudge**.

 It might be...

- You're tired of trading time for money
- You want to slow down but your bills haven't got the memo
- You're planning for retirement but the numbers aren't comforting
- You want more freedom – creatively, financially, energetically
- You're done waiting for someone else to “give” you an opportunity

Or maybe... you've just had enough of doing things the old way. (And let's face it, the old way doesn't always work anymore.)

# Why You're Here

## **The good news?**

You don't need a business degree.

You don't need 10,000 followers.

You don't need to be "salesy" or slick or techy.

You just need one thing:





**A willingness to start.**

## **Passive income** isn't some get-rich-quick fantasy.

It's simply this: you create something once that people can buy over and over again.

No stock. No shipping. No hourly rate. No limit.

Digital products (like this guide) are perfect for this because they are:

-  Instantly deliverable
-  Based on your knowledge or creativity
-  Reusable and infinitely scalable
-  Accessible globally

## **Thought to plant:**

**"What if this was the seed that changed everything?"**

Not overnight – but gently, steadily, in a way that finally fits who you are now."

# Why You're Here

## **Bonus Tip Box**

Write this down somewhere: “I don’t need to be ready. I need to be willing.”

That one **mindset shift** can carry you through the wobbles, doubts and tech hiccups.

## **Real-life benefits of planting this seed:**

- Being able to say yes to things because you’re not broke or burnt out
- Having an offer that runs while you sleep or walk the dog
- Gaining confidence as someone who creates and sells something real
- Creating options: exit strategies, sabbaticals, “work less” plans
- Feeling proud – because you took the leap when others didn’t

## **Your next step:**

This is just the first action. But already you’ve made a decision that most people don’t.

You’ve chosen **growth**. You’ve chosen ownership.

Now we’ll get into the tools, platforms and practical steps.

But don’t skip this part – **your why matters** more than any strategy.





# **Sales Energy – How You Do Something Is How You Do Everything**

# Sales Energy – How You Do Something Is How You Do Everything

So, you've planted your first seed...

Now let's talk about **how you tend it** – because that matters more than you think.

## 💡 Why Your Energy Shapes Your Sales

People don't just buy products.

They buy **energy**.

They buy confidence.

They buy possibility.

They buy what they sense you **believe** about your offer.

If your energy feels desperate, rushed, or half-hearted – they'll feel it.

If your energy feels calm, assured, helpful – they'll feel that too.

## **How you do something is how you do everything.**

The energy you bring to selling a small digital product now is the same energy you'll bring when you're selling a high-ticket premium course later.

Practise feeling **worthy, clear, and confident** – right from the start.

# Sales Energy – How You Do Something Is How You Do Everything

## **Mirror Work & Worth**

Before you post that next story or write that product description – stop.

Look in the mirror. Literally.

And say this to yourself:

“I am worthy of receiving.

What I offer helps people.

My work has value.”

It sounds simple. It feels strange.

But this tiny ritual can shift your sales energy more than any strategy.

## **Abundance & Irresistible Charm**

Your charm isn't about being perfect.

It's about being **real**.

Abundance energy isn't about pretending to be rich – it's about knowing there's enough for you too. Enough customers. Enough sales. Enough success.

Let your content feel like a friendly invitation, not a sales pitch.

Imagine saying:

“I love this little product I made. You might love it too.”

Instead of:

“Please buy this, I need a sale.”

One **attracts**. One **repels**.

# Sales Energy – How You Do Something Is How You Do Everything

## 🎯 Sell to Everyone, Sell to No One

Here's the **truth**:

Your product isn't for everyone.

Trying to speak to “everyone” means no one hears you.

Think of your **ideal customer**.

Who actually wants what you're offering?

Speak **directly** to them, like you're chatting to a friend.

Tip: Imagine your dream customer scrolling. What would make **them** stop and smile?

## 💬 Practical Exercise: Find Your Focus



Write down (yes, with pen and paper):

- Who is my digital product for?
- What problem does it solve, or what feeling does it create?
- What makes **me** proud of it?

Keep this where you can see it every time you post, email, or talk about your offer.



# Sales Energy – How You Do Something Is How You Do Everything

## 🔧 Mindset Check-In Box

- You don't need to convince people. You need to **invite** them.
- You're not taking money from people – you're exchanging value.
- If you wouldn't buy your own offer, pause and work on your energy before promoting it.

## ✨ Your Sales Energy Mantra:

“I'm planting seeds with every offer.  
I trust them to grow in the right time.”

## Next up?

We'll get into where to plant those seeds – with platforms and tools that help your offer reach the people who need it.



# Sowing Seeds on Social Media

# Sowing Seeds on Social Media

**Growing your digital sales, one tiny breadcrumb at a time.**

So, you've planted your first digital seed (this guide).

Now it's time to scatter it where people can actually find it. 🌱

In today's world, that means **social media**.

But don't panic – this doesn't mean dancing on TikTok or shouting “Buy my product!” at strangers online.

Instead, think of this like planting seeds across different places – letting people discover you naturally, without pressure.

## 💡 **Social Selling is About Sowing, Not Shouting**

You're not here to bombard people.

You're here to show up, share value, and leave little breadcrumbs that lead people back to your offer.

# Sowing Seeds on Social Media

## **Facebook Groups: Plant Yourself Where They Hang Out**

- Find **relevant, active Facebook groups** where your ideal customers spend time.
- Read the group rules carefully (many ban direct selling).
- Focus on becoming a **helpful, visible voice** in that space.

## **Your strategy?**

- Answer questions
- Share useful tips
- Comment thoughtfully
- Build relationships

Remember: Selling doesn't mean posting your link everywhere.

It means becoming someone people trust and want to buy from.



### **Tip Box:**

Instead of thinking “How can I sell in this group?”

Ask yourself: “How can I become valuable here?”



# Sowing Seeds on Social Media

## **Instagram, TikTok & Pinterest: Show, Don't Just Tell**

Visual platforms are brilliant for digital products, because you can:

- Share behind-the-scenes of creating your product
- Show how it solves a problem or adds joy
- Post “Did you know?” style content related to your niche
- Use quick videos, reels, or pins as little breadcrumbs leading back to your store

## **Don't overthink it:**

- Snap a picture of your product page
- Record a 10-second video explaining your guide
- Share a voice note explaining why you created it

Authenticity > Perfection.

## **Why This Works: The Slow Magnet Effect**

Every post, story, comment, or pin is a **tiny seed**. Most won't grow immediately. But over time, people will start to recognise your name. They'll get curious about your offer. And one day, they'll click.

Social media success isn't about viral hits.

It's about **consistent breadcrumbing** – so people can find you when they're ready.

# Sowing Seeds on Social Media



## Quick Action List:

- Join 3 Facebook groups where your audience hangs out
- Commit to commenting thoughtfully on 2 posts per week in each
- Post 1 simple story or reel about your product this week
- Create a Pinterest pin linking to your product (Canva makes this easy!)
- Set a timer for 15 minutes per day to “sow seeds” – then stop



## Remember: It's Just A Conversation

People buy from people they like, trust, and see regularly.

Don't overcomplicate it. Be human. Be helpful. And mention your product naturally when it fits.



**Every post is a planted seed.**

**Every conversation is a future customer.**



# Sowing Sales on Threads

# Sowing Sales on Threads

**Let's talk about how to grow your digital income garden... one Thread at a time.**

Threads is a place where real conversations happen – less polished than Instagram, more open than Facebook, and with that “jump-in-and-chat” energy we love.

And the best part? You can plant your digital seed right in the middle of it – without shouting, spamming, or chasing likes.

This chapter will help you understand how to use Threads to attract the right people, engage without sounding like a market stall hawker, and build trust that leads to sales. 🌱

## 🌻 Why Threads Works for Digital Sellers

Threads is like a big, free allotment. You don't need to “own the land” or have a fancy shed – you just show up, post honestly, and keep watering your ideas.

What makes Threads special:

- 👤 It's conversational, not polished – perfect for messy action
- 🌱 It rewards consistency over perfection
- 👁️ People scroll with curiosity, not just for aesthetics
- 🛒 Buyers are there – quietly watching and deciding who they trust



# Sowing Sales on Threads

## 🌱 How to Find Buyers on Threads

You're not shouting into the void. You're looking for people already open to learning, earning, and trying something new.

Here's how to find them:

### ✓ Follow creators talking about:

- Digital products
- Side hustles
- Digital Marketing
- Passive income
- Working from home
- Solopreneur life
- Creativity and design
- Canva / Notion / Gumroad / Stan Store

✓ Check who comments and likes those posts – these people are likely curious about starting something small like **seeds for sales**.

✓ Join threads with open-ended questions – “What’s your favourite passive income idea?” or “What digital product has surprised you with sales?”

# Sowing Sales on Threads

 **Tip: Comment with value, not a pitch. More on that below.**

## **How to Search Topics That Matter**

Use the search bar like a little trowel to dig where the soil's rich.

Try searching:

- “Just started selling a digital product”
- “My first digital product sale!”
- “Looking for a passive income idea”
- “Best way to use Canva for selling”
- “How to make \$100/£100 online”

You'll find active Threads where your potential customers are talking. Join in – plant your ideas by being helpful.


You don't have to say “buy my thing” – just sprinkle insight, encouragement, and authenticity.

# Sowing Sales on Threads


## **How to Post Without Sounding Salesy**

Threads isn't about posting glossy graphics. It's about showing up like a real human and having something worth saying.

Here's what works:


 Honest reflections (“I sold a \$7/£5 PDF and it felt like magic.”)

 Tiny wins (“3 sales while I was out walking the dog today 🐾”)

 Observations (“So many people want passive income but don't plant the first seed.”)

 Invitations (“I'm doing a 10-day sales growth challenge using a low cost PDF. Join me?”)


Avoid these clangers:


 “Buy now!!! Limited time offer!!!”


 “Link in bio. Get rich fast.”

 “Make thousands with zero effort!”

Instead, try:

 “This one little digital seed keeps surprising me 🌱”

 “I'm testing out a simple idea to grow passive income – ask me anything.”

 “I made a product I can sell forever. Not bad for \$7/£5 and a few hours on Canva.”

# Sowing Sales on Threads

## 💡 Good vs Not-So-Good Threads (examples):

✗ “My new passive income guide is only \$7/£5!! Buy now!! 💵💵”

✓ “I never thought a \$7/£5 product could grow into a steady stream of sales... but here we are. Curious? I’ll tell you how I planted the seed. 🌱”

✗ “Link in bio if you want to get rich.”

✓ “What if your first \$7/£5 digital product turned into something that sold itself?”

✗ “Start a side hustle NOW or regret it forever.”

✓ “I used to scroll Threads wishing I had something to sell. Now I do – and it’s not even complicated.”



# Sowing Sales on Threads

## Engagement Tips That Grow Sales

You're not farming followers – you're nurturing trust. Here's how to keep that soil fertile:

### Comment with curiosity

If someone says they're looking for side hustles, don't just drop your link. Ask questions. Share a win. Mention that you tried a \$7/£5 product and it worked surprisingly well.

### Quote-Thread with insight

If someone posts about digital overwhelm, quote their post and say something like:

“Totally felt this – until I started with one tiny product. Less pressure, more sales. 👉”

### Create Thread series

Try a short daily series like:





“10 Days, 1 Digital Seed  – I'm tracking how I'm selling my low-cost product on social media.”  
Each post builds visibility – and trust.

# Sowing Sales on Threads

## **Final Reminder: Threads is Like a Garden**

You plant with words. You water with consistency. You prune what doesn't work. And one day, a sale pops up – just like that.

The secret?

-  Be real
-  Be regular
-  Don't try too hard to sell
-  Make it about connection, not conversion

A conceptual image with a dark background. On the left, a tree's canopy is composed of numerous US dollar bills of various denominations. A hand on the right holds a watering can, pouring water onto the base of the tree. The text "Growing Sales on Pinterest" is centered over the image in a white, bold, sans-serif font.

# Growing Sales on Pinterest

# Growing Sales on Pinterest

Pinterest isn't just for recipes and DIY wedding favours. It's a powerful visual search engine with millions of users looking for solutions, inspiration and—most importantly—products to buy. That makes it an ideal garden bed for your digital seeds. 🌱

Whether you're selling to a UK or US audience, Pinterest can help you grow steady, organic traffic to your sales page—without the constant need to post like other platforms.

## Why Pinterest Works for Digital Products

📌 Pinterest pins have a long lifespan—some stay active for months or even years

🔥 People come to Pinterest ready to discover and take action

🌐 It has a strong user base in both the UK and USA, making it ideal for your \$7 / £5 seeds for sales guide

🔍 It's a visual search engine, which means your content can be found over and over

Unlike TikTok or Instagram, where your content disappears in 24 hours unless it goes viral, Pinterest rewards consistent, value-driven pins over time. It's perfect for passive sales.



# Growing Sales on Pinterest

## Step 1: Create Eye-Catching Pins

Think of each pin as a mini poster for your product. You're planting digital seeds across Pinterest—each one designed to catch attention and invite someone to learn more.

🔧 Use Canva or a similar tool to create your graphics (they even have Pinterest templates!).

### 🎨 Tips for High-Impact Pins:

- Use vertical graphics (1000 x 1500 px)
- Bold, readable fonts (avoid fancy scripts)
- Add a clear call to action: “Start selling today”, “Turn \$7 / £5 into income”, “Download your digital seed”
- Use relevant imagery (money plant, seedlings, notebooks, digital downloads)
- Always include your brand name or website at the bottom

### Example text on a pin:

"Plant one digital seed. Grow your income stream.  
Only £5 / \$7 – Download today!"

💡 Bonus: Create 5–10 versions of your pin with different text and colours to see what performs best.

# Growing Sales on Pinterest

## Step 2: Write Searchable Pin Descriptions

Pinterest works like Google behind the scenes. So your description needs to include keywords your ideal customer is typing in.

Think:

“how to make passive income”

“sell digital products online”

“side hustle ideas for mums”

“start a digital business UK”

“make money from home USA”

 Sample description:


Want to start earning with digital products? This \$7 / £5 guide teaches you how to plant your first digital seed and start selling online with zero experience.

Perfect for beginners ready to grow passive income with ease. Tap to download & start today!

# Growing Sales on Pinterest

## Step 3: Link to Your Sales Page

Each pin should send people to your store or landing page where they can buy the seeds for sales guide.

 Tip: Make sure your landing page clearly reflects what the pin promised. Keep the branding consistent so buyers feel confident clicking “Buy”.

## Step 4: Pin Consistently

Just like a garden needs daily watering, Pinterest growth is all about regular care.

- Pin 1–5 new pins per day (or repin your old ones)
- Use Pinterest’s free scheduler or a tool like Tailwind
- Try different boards for slightly different audiences (e.g. “Passive Income for Creatives”, “Digital Product Ideas”, “Online Income for Beginners”)

### Pin to:






- Your own boards
- Group boards in your niche (join them using Tailwind Communities or search on Pinterest)

# Growing Sales on Pinterest

## Step 5: Boards That Attract the Right Buyer

Create 3–5 boards with titles that match your niche. Each board should feel like a themed patch of your sales garden.

Examples:

-  Grow Your Digital Income
-  Passive Income for Beginners
-  Digital Products That Sell
-  Start Your Side Hustle Today
-  Make Money Online UK & USA

Pin your content, but also pin complementary content from others (blog posts, tools, inspiration).

This shows Pinterest you're an active, helpful creator—not just selling.



# Growing Sales on Pinterest

## Step 6: Don't Forget Seasonal Pins

You can create pins that tie in with events and trends like:

- “New Year, New Side Hustle”
- “Summer Income Stream”
- “Passive Income for Parents”
- “Back-to-School Digital Hustles”
- “How I Made My First \$100 / £100 From Home”

People often browse Pinterest for fresh starts—use that energy.

### **Pro Tip – Make Your Pins Work Harder**

- Add your pins to your blog, emails or Instagram stories with links
- Add Pinterest tags to your site to track conversions
- Revisit top-performing pins and make more just like them

### **Wrap-Up:**

Pinterest is your long-term sales garden. The seeds you plant now can grow into consistent, passive sales for months to come. Start small, stay consistent, and watch your income take root—one beautiful pin at a time.



# Using Automated DMs to Nurture Sales

# Using Automated DMs to Nurture Sales

Imagine if you had a helpful assistant working behind the scenes, chatting to potential customers 24/7 – even while you sleep, walk the dog, or binge a boxset.

That's what automated DMs can do for you. When set up right, they guide curious followers into becoming happy customers – without you having to reply to every message yourself.

## **What Are Automated DMs?**

Automated DMs (Direct Messages) are preset responses that trigger when someone interacts with your content – for example, by commenting on a post or replying to a story.

Tools like ManyChat or Stan's built-in automations help you set these up so that messages feel personal and helpful, but are sent instantly and automatically.

## **Why Use Them?**

- ✓ Save time by not replying manually to every message
- ✓ Never miss a potential customer
- ✓ Gently guide people from interest to purchase
- ✓ Create a smooth, consistent customer journey
- ✓ Perfect for low-cost digital products like seeds for sales

# Using Automated DMs to Nurture Sales

## **Example: Selling Seeds for Sales with ManyChat**

Let's say you make a Reel on Instagram and caption it:

🌱 Want to start earning with digital products?  
Comment "SEED" and I'll DM you the details!

Now, when someone comments "SEED," ManyChat steps in and sends them a direct message – instantly.

That message could say:

"Hey 🙌 Thanks for your interest in Seeds for Sales!

This low-cost guide shows you how to start earning online by reselling digital products – and you get to keep 100% of the profits.

Ready to plant your first digital seed? Here's the link to check it out 📌


[Your Store link]"



# Using Automated DMs to Nurture Sales

## **How to Set It Up**

1. Sign up at ManyChat.com (free or low-cost plans available)
2. Connect it to your Instagram or Facebook page
3. Create a simple “keyword trigger” (like SEED)
4. Write your message flow
5. Test it out before going live!

 **Note:** Meta (Facebook/Instagram) requires that your IG is a business account and connected to a Facebook page to use automations like this.

## **Top Tips**

- Keep your messages friendly and on-brand – like you're chatting to a mate.
- Include your product link early (but don't oversell).
- Use emojis and short sentences to make it easy to read.
- Encourage questions if someone's not quite ready to buy.

# Using Automated DMs to Nurture Sales



## **Grow While You Rest**

The beauty of automated DMs? They do the nurturing for you. Set them up once, and they'll keep working in the background – planting seeds, watering leads, and helping your digital garden flourish.

Whether you get 5 comments or 500, your audience gets the same helpful info without delay – and you get more time to focus on creating and growing your sales.

A conceptual image with a dark background. On the left, a tree is formed from a dense pile of US dollar bills. On the right, a hand is shown holding a watering can, pouring water onto the base of the money tree. The text is centered over the image.

# **Let AI Help You Sell – ChatGPT Prompts for Social Posts**

# Let AI Help You Sell – ChatGPT Prompts for Social Posts

**Because even gardeners need a bit of help now and then.**

Struggling to think of what to post?

Worrying about “what to say” slows down your sales.

The good news? You don’t have to do it alone.

**ChatGPT (or any free AI chatbot)** can help you generate content ideas quickly – as long as you ask the right questions.

Below are **simple copy-and-paste prompts** you can use with ChatGPT to help you create posts, captions, and stories to promote your digital seed.

 **Ready-to-Use ChatGPT Prompts:**

## **Prompt 1: Explain My Offer in Simple Terms**

“Can you write a friendly Instagram caption that explains why selling a low-ticket digital guide can help beginners start making passive income online? Make it encouraging and down-to-earth.”

## **Prompt 2: Story Ideas for My Sales Journey**

“Give me 5 Instagram story ideas that help me talk about my digital product (seeds for sales) without feeling pushy.”



# Let AI Help You Sell – ChatGPT Prompts for Social Posts

## **Prompt 3: Share the Transformation**

“Can you write a short Facebook post that explains how creating and selling digital products can help people move away from traditional jobs and create freedom, flexibility, or extra income?”

## **Prompt 4: Overcome Doubts (Objection Handling)**

“Write a reassuring social media post for people who feel like they’re ‘not expert enough’ to create or sell digital products.”

## **Prompt 5: Encourage Messy Action**

“Help me write a TikTok video script encouraging people to take messy action and just start selling digital products, even if they don’t feel ready.”

## **Prompt 6: Social Proof Boost**

“Write a caption to celebrate my first sale of my seeds for sales guide, thanking my audience and showing excitement about helping people get started with passive income.”

## **Prompt 7: Educational Mini Post**

“Explain what digital products are, in simple terms, and why they’re a great first step for people wanting to earn online.”

# Let AI Help You Sell – ChatGPT Prompts for Social Posts

## **Prompt 8: Call to Action (without sounding ‘salesy’)**

“Write a casual caption that mentions my seeds for sales guide in a friendly way and encourages people to check it out, without using hard-sell language.”

## **Prompt 9: Why Start Small**

“Write a motivational post about why starting with a small digital product (like a low-ticket guide) is a smart way to build confidence and sales experience.”

## **Prompt 10: Behind-the-Scenes Sharing**

“Give me 5 ideas for showing the process of creating and selling digital products in Instagram stories, to help my audience see what’s possible.”

## **Top Tip:**

When using ChatGPT, tell it:

- Who your audience is (beginners, side-hustlers, non-techy people)
- What your tone is (friendly, casual, encouraging)
- What your product is (a low-ticket digital guide to making money with digital products)

# Let AI Help You Sell – ChatGPT Prompts for Social Posts

## **Bonus Action:**

**Copy a few of these prompts and paste them straight into ChatGPT. Tweak the replies to sound like you, then post!**

 **“AI is like a content assistant  
– you’re still the boss.”**



# **TikTok Scripts to Sell Your Digital Seed**



# TikTok Scripts to Sell Your Digital Seed

## Show up. Speak simply. Sell naturally.

TikTok (and Instagram Reels) are perfect for selling without selling.

People love short, real, relatable videos – especially when they feel like quick tips or honest chats.

Here are **ready-to-use video scripts** to help you sell your **seeds for sales** guide in a natural way. Feel free to tweak and use your own voice – authenticity wins!

### **Script 1: “This is how I started selling online”**

[Talk direct to camera, like chatting to a friend]

“If you’ve ever thought about making some extra cash online but felt overwhelmed... here’s what I did.

I bought an affordable digital guide – literally just a PDF – that taught me how to set up my own store and start selling digital products.

No stock, no postage, no big tech skills.

It’s called seeds for sales... and honestly, it’s the easiest side hustle I’ve ever tried.

If you’re curious, I’ll drop the link in my bio.”

**[Point upwards/downwards depending on where your link is.]**

# TikTok Scripts to Sell Your Digital Seed



## Script 2: “Stop scrolling if you need passive income ideas”

“Stop scrolling for a sec – if you’ve been looking for a simple way to start earning online, this is for you.

You can sell digital products. Yes – even as a beginner.

I started with one product: a low-cost PDF guide called **seeds for sales**.

It teaches you how to sell digital guides and create a passive income stream – no fancy setup needed.

Check the link in my bio if you want to plant your first sales seed.”

# TikTok Scripts to Sell Your Digital Seed



## **Script 3: “What’s a digital product?” (Educator Mode)**

“So what actually is a digital product?

It’s something you create once, sell online, and people download instantly.

No packaging. No shipping. No stockroom.

You’re using your knowledge or creativity to help someone else – and you get paid over and over again.

I started by selling a simple, affordable PDF guide teaching people how to do this too.

Link’s in my bio if you want to learn.”

# TikTok Scripts to Sell Your Digital Seed

## **Script 4: “Let’s normalise messy starts”**

“Can we normalise starting before you feel ready?

My first digital product wasn’t perfect.

My first sale felt awkward.

But you know what?

That tiny PDF became my first passive income stream – and now, it sells while I’m sleeping or doing life.

You don’t need a plan. You need a product. I’ll drop the link to what helped me start.”



# TikTok Scripts to Sell Your Digital Seed



## **Script 5: “A reminder for anyone scared to sell”**

“Quick reminder – you’re not ‘bothering’ people by sharing your offer.

You’re helping.

Someone out there needs what you’ve created.

My affordable guide is helping people start their own online shops right now – and that blows my mind a little bit.

If you’re curious how it works, I’ve linked it in my bio.


Speak about your offer. People are waiting.”

# TikTok Scripts to Sell Your Digital Seed

## **Pro Tip Box:**

What makes these work?

- Talk like a friend, not a salesperson.
- Keep it short (under 30 seconds).
- Use captions, point to text, or overlay your link reminder.
- Done is better than perfect. Just hit record.

 **“Every video is a seed. Some will grow. Some won’t. Keep planting.”**

A conceptual image showing a tree whose leaves are made of US dollar bills, with a hand watering it from a watering can.

# Myths, Missteps and Mastery

# Myths, Missteps and Mastery

## **Let's clear the weeds so your sales can grow.**

By now, you're probably thinking one of two things:

"This sounds too simple."

or

"This feels too hard."

Both are **myths**. Let's dig them up.

### **Myth #1: "You need to be an expert to sell digital products."**

Nope. You need to know **enough** to help someone who's one step behind you. That's it.

Digital products aren't just "courses from gurus" – they can be guides, checklists, simple resources, even the PDF you're reading now.

### **Myth #2: "Everything needs to be perfect before I launch."**

Perfection kills progress.

You don't need the perfect store, graphics, or brand to start selling.

What you need?

- A product (which you've now got)
- Somewhere for people to buy it (which you're setting up)
- A willingness to share it before you feel 'ready'



# Myths, Missteps and Mastery

## 🌱 **Myth #3: “You need a big audience to make sales.”**

Wrong. You need the right **audience** – even if that’s just a few people.

Focus on **connection**, not numbers. People buy from people they trust, not from strangers shouting into the void.

## ⚠️ **Common Missteps (And How to Avoid Them)**

- **Posting and ghosting:** Social media isn’t a vending machine. Don’t just drop your link and vanish. Be a real human. Comment. Chat. Share.
- **Overthinking the tech:** Keep it simple. Use a platform like Stan Store or Beacons to start – they’re the best beginner-friendly options to start selling digital products.
- **Waiting until everything feels right:** Spoiler – it won’t. Starting feels awkward for everyone. You’re not behind. You’re in progress.

# Myths, Missteps and Mastery

## **The Path to Mastery: Messy Action**


Here's the truth no one tells you:

 **Mastery comes from doing. Badly. At first.**

Every creator you admire started messy.

Your first product, post, and sale will be awkward.  
That's fine. It's necessary.

 Post the story.

 List the product.

 Tell people about it – even if your voice shakes.

 **Why? Because messy action grows confidence.**

Confidence isn't the starting point. It's the **result** of showing up.

### **Action Reminder Box**

- Progress > Perfection
- Conversations > Followers
- Messy action > Stagnation

 **“Every sale you'll ever make starts with one small, imperfect action.”**



# **From Seed to Seedling – The Social Proof Challenge**

# From Seed to Seedling – The Social Proof Challenge

**Because watered seeds grow faster.**

Selling isn't just about what you say – it's about what others see you doing.

That's where **social proof** comes in.

Think of social proof like sunshine and water for your sales.

Every time you show someone buying, learning, or benefitting from your offer, you're feeding your seed and helping it sprout into something bigger.

## 🌱 Why Social Proof Matters

People are social creatures.

We trust what we see.

When we see others buying, sharing, and celebrating, we're more likely to lean in and say, "Ooh... what's that?"

It's not bragging. It's **normalising your success.**



# From Seed to Seedling – The Social Proof Challenge

## **The 7-Day Social Proof Challenge**

**Take your digital seed from invisible to thriving seedling.**

Every day for the next 7–10 days, commit to watering your **sales seed** using these 3 steps:

### **Step 1: Celebrate Every Win**

**Made your first sale? Share it!**

Got your first enquiry? Share that too.

Even tiny steps count.

Post a screenshot (blur names if needed), or share a text post saying:

“Another sale of my seeds for sales guide today! 🎉 So grateful to everyone supporting my little digital shop.”

**Why?**

- People love cheering you on.
- People want to buy from success stories (even small ones).
- You’re reinforcing your identity as someone who **sells digital products**.

# From Seed to Seedling – The Social Proof Challenge

## 💧 **Step 2: Post Daily Realisations**

Not every post should scream “Buy now!”

Instead, share thoughts like:

- “I never thought selling online could feel this easy.”
- “Today I realised that passive income doesn’t mean doing nothing – it means building once and selling often.”
- “Starting messy feels scary, but honestly, it’s the only way forward.”

**These posts build trust and connection.**

They show you’re in the process, not perfect – and that’s inspiring.

## 🌱 **Step 3: Shout Out Buyers & Tag When You Can**

Got a buyer who tagged you? Re-share it.

If not, still talk about your buyers (without naming them). For example:

“Another lovely customer just downloaded their seeds for sales guide this morning – can’t wait to see their shop grow!”

**Why?**

- It shows real people are buying.
- It encourages others to share their purchases too.
- It creates the ripple effect: curiosity breeds clicks.

# From Seed to Seedling – The Social Proof Challenge

## Your Challenge Plan


	POST A WIN!	SHARE A THOUGHT	TAG/SHOUTOUT
DAY 1	<input type="checkbox"/>	<input type="checkbox"/>	<input type="checkbox"/>
DAY 2	<input type="checkbox"/>	<input type="checkbox"/>	<input type="checkbox"/>
DAY 3	<input type="checkbox"/>	<input type="checkbox"/>	<input type="checkbox"/>
DAY 4	<input type="checkbox"/>	<input type="checkbox"/>	<input type="checkbox"/>
DAY 5	<input type="checkbox"/>	<input type="checkbox"/>	<input type="checkbox"/>
DAY 6	<input type="checkbox"/>	<input type="checkbox"/>	<input type="checkbox"/>
DAY 7	<input type="checkbox"/>	<input type="checkbox"/>	<input type="checkbox"/>
DAY 8	<input type="checkbox"/>	<input type="checkbox"/>	<input type="checkbox"/>
DAY 9	<input type="checkbox"/>	<input type="checkbox"/>	<input type="checkbox"/>
DAY 10	<input type="checkbox"/>	<input type="checkbox"/>	<input type="checkbox"/>


**Tip: Download this chart and tick it off each day as you post!**

**DOWNLOAD**

### **Why This Works: Watering Daily = Growth**

Every time you show up, you're telling your audience: "This is normal. People are buying. People are happy. This works."

And each time you do, your tiny seed shifts closer to becoming a thriving little sales plant. 

 **"Consistency is your watering can.  
Every post feeds your growth."**

A conceptual image showing a tree with its foliage made of numerous US dollar bills. A hand is visible on the right, holding a watering can and watering the base of the tree. The background is dark and textured.

# **Gamify Your Way to Sales Growth**



# Gamify Your Way to Sales Growth

Selling doesn't have to feel like hard work – it can actually be a bit of fun. Turning your Seeds for Sales journey into a personal challenge or a game helps keep your energy high, your actions consistent, and your audience engaged.

This is all about momentum, motivation, and making it enjoyable. When you treat sales like a seed-growing game, it becomes easier to show up and stay consistent.

So let's play!

## **Game On: Choose Your Challenge**

Pick one (or mix and match):

### **Game**

#### **7 Sales in 7 Days Challenge**

Can you make one \$7/£5 sale a day this week? Track your progress and celebrate every “cha-ching!”

### **Game**

#### **3 Posts a Day for 10 Days**

One post with value, one with personal insight, one with a CTA (call to action). Watch how your reach grows.

# Gamify Your Way to Sales Growth

## Game

### Comment & Connect Sprint

Spend 10 minutes a day engaging in FB groups or on Instagram with helpful comments, value, or encouragement. Breadcrumb your offer and build authority.

## Game


### "First 5" Tracker


Make your first 5 sales and unlock a reward for yourself (bubble bath, takeaway, new journal – something YOU want!).

### **Track Your Seeds: Printable Tracker Ideas**

Create or use a printable tracker (or just draw one in your planner) with:

 Seed icons to colour in for every sale

 Speech bubbles to tick off for each social post or comment

 Magnet icons for each time you attract a new follower or DM

Gamifying helps you visually see your growth – even before the sales roll in.

# In a Nutshell: How to Sell Seeds for Sales

Get your store (using your preferred platform) ready—the perfect patch of soil for planting your digital seeds.

Add your payment info to your store so you can receive payments.

Download your ready-made, eye-catching graphics from the [seeds for sales hub](#) designed to help you showcase seeds for sales and attract buyers.

Add seeds for sales to your store and set the price

👉 **WATCH THE TUTORIAL VIDEO  
ON THE SEEDS FOR SALES HUB**

**Your first seed is now planted and ready to grow!**

Use this seeds for sales guide to market and sell





Follow the tips, scripts, and strategies inside to nurture your digital seed and watch your sales flourish.

Good Luck

# Terms & Conditions

This guide includes Master Resell Rights (MRR), giving you full permission to resell seeds for sales and keep 100% of the profit. To keep things fair for everyone, please stick to these simple terms:






## **You CANNOT:**

-  Claim authorship of this guide or represent it as your original work.
-  Rebrand, rewrite, remove pages, or otherwise modify the content.
-  Upload it to Amazon KDP or any book publishing/distribution platform.
-  Give it away for free – this is a paid digital product intended for resale.

## **Regarding pricing:**

We recommend advertising seeds for sales at a minimum of \$7 USD or £5 GBP. This helps maintain the perceived value of the product across the board. You are free to set your own final sale price, but we encourage consistent pricing to ensure fairness for all resellers.

## **You CAN:**

-  Resell this exact guide and keep 100% of the income.
-  List it on platforms such as Stan Store, Beacons, Gumroad, Shopify, Etsy, or your own storefront.
-  Promote it in your own voice – using social media, email marketing, reels, DMs, or whatever suits your brand.
-  Use it as your entry point into the world of digital product sales – your first “digital seed.” 

By purchasing or reselling this product, you agree to the terms above. These simple rules help preserve the integrity of the product and protect the opportunity for everyone to grow.



## © Copyright Notice

**seeds for sales** and all original content within this guide is © Progress2Prosper. All rights reserved.

This guide is protected by copyright law.

Unauthorised copying, modification, or distribution is strictly prohibited, except as permitted under the Master Resell Rights (MRR) terms provided with this product.

By purchasing this guide, you agree to follow the terms of use outlined within. Misuse of the content may result in legal action.

# Earnings Disclaimer

**seeds for sales** is not a get-rich-quick scheme.

While this guide is designed to provide a beginner-friendly method for creating and selling digital products, there are no guarantees of income, sales, or financial results.

Your success will depend entirely on your own actions – including your effort, consistency, marketing skills, and the time you commit to implementing the strategies outlined. External factors such as market demand, competition, and audience size can also influence your outcomes.

This is a fully independent resale method, not a business opportunity that requires signing people up, recruiting others, or joining any kind of programme or network. You are in full control of how you use and promote the product.

Any examples of earnings or success stories are for illustrative purposes only and do not represent typical results.

By purchasing and using this guide, you agree to these terms and understand that results will vary from person to person.

**you might also be interested in...**



**140+ digital product templates to grow  
your own digital product store.**

**Click here for more  
information**

**This page is protected. Editing, removing, or altering this  
content violates our terms.**

**seeds for sales**

***This seeds for sales* guide was  
created by Mark and Jill at  
[progress2prosper.com](http://progress2prosper.com)**

**This page is protected. Editing, removing, or altering this  
content violates our terms.**

**seeds *for* sales**



**seeds***for***sales**