



# READY, SET, READ MINI STARTER PACK



Jumpstart your child's  
reading journey in just 5  
minutes a day!

Created by: *Nicolene Vogel* Reading Specialist, Teacher and  
Mum

*A Gracefully Driven Teachers Project*

## Hi there, I see you...

I'm Nicolene, a teacher with over 30 years of experience and also a mom who once sat across from her own child, wondering, "Why can't she read?"

I was exhausted from teaching a class full of children, and I truly believed her Grade 1 teacher would "fix it." But I started too late. I now know that children should begin reading through play from as early as four.

My daughter once told me,

**"Mommy, if you had known then what you know now, reading would never have been such a big problem in my life."**

This is where my reading research started and why I created this program: to help your child succeed, with joyful, playful, 2-5 minute lessons that truly work. You don't have to be a teacher, just a caring adult who wants to give a child a head start.

Today, I have a beautiful granddaughter, and at just 4 years old, she's already starting to read.

This method works, and this mini-pack is just a sneak peek of what's possible when you start early, with the right support.



What started with my daughter's struggle became a journey to help thousands of children succeed.

Click here to  
explore the full  
Ready, Set,  
Read! program



*A Gracefully Driven Teachers Project*

# How to Use This Pack

## Learning to Read Starts with Play

This isn't about sitting still for long lessons; it's about playing with your child and building joyful learning moments in just a few minutes a day.

Each letter activity in this mini-pack focuses on:

- Gross motor play (big body movements)
- Fine motor practice (pencil grip, control, colouring)
- Letter and sound exploration (using flashcards and oral games)

## I will use S as an example

### Gross Motor Game: "Search for the S!"

Create a simple indoor or backyard S-sound scavenger hunt:

- Hide a few flashcards or items that start with S (sock, spoon, stone)
- Ask your child to "search for the sneaky S!"
- Every time they find one, say the /s/ sound together!

**(Important: Say the sound /s/, not the alphabet name "ess")**

### Fine Motor Activity: "Shape the Sound"

Use the included worksheet:

- Trace the S and colour it in.
- Draw something that starts with S
- Say the sound out loud every time your pencil curves around the letter! Say the following rhyme while practising the S sound.


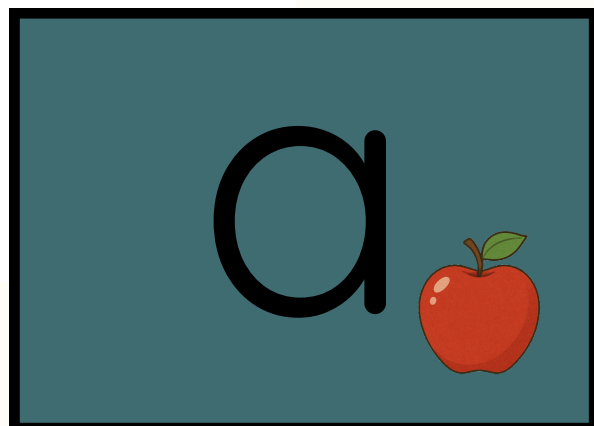
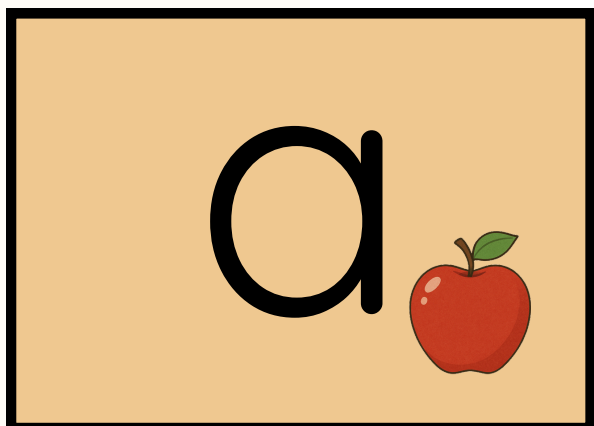
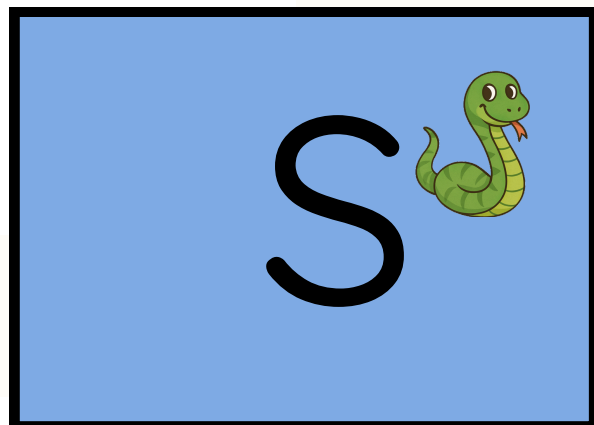
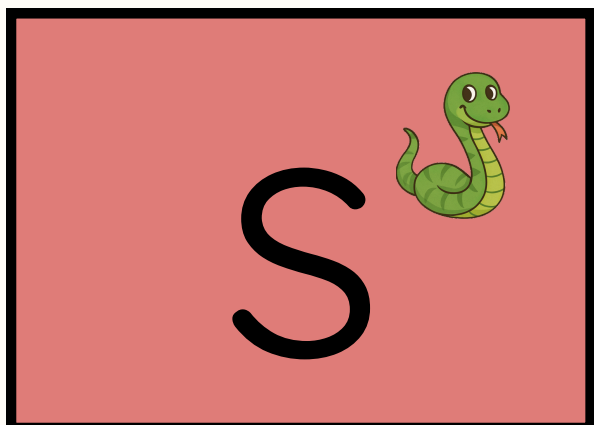


*Sammy Snake is my name,  
Spinning and stomping is my game.  
I like soup, sweets, and slimy things  
Let's see what silly Suzy brings!*


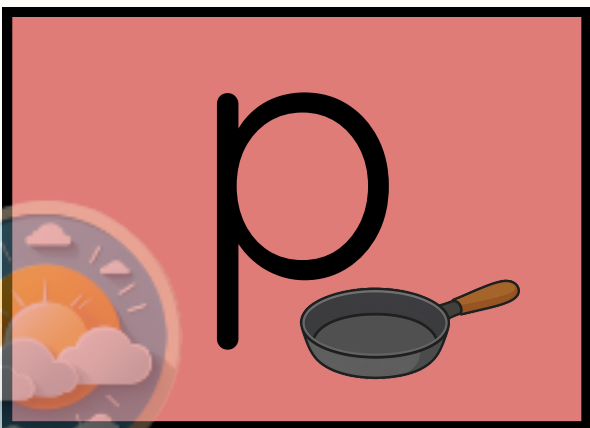


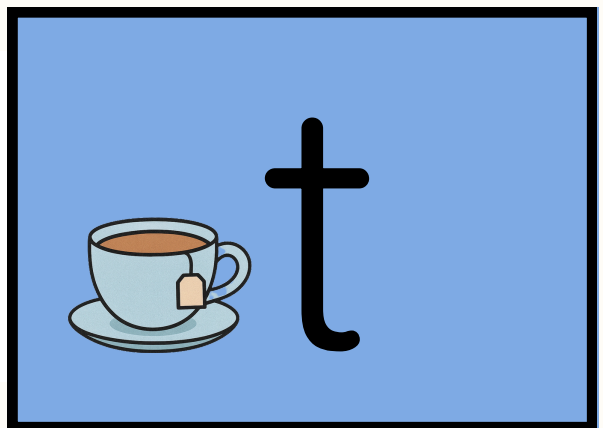
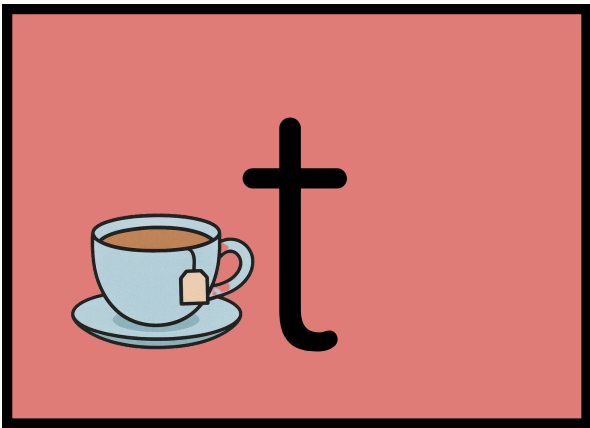




# Flashcards to use for the big motor games


These flashcards can be printed and used in games like:

- Sound scavenger hunts
- Hop-on-the-sound hopscotch
- Letter toss or flashcard relay races






Color the pictures that begin with S.




# • The letter S •

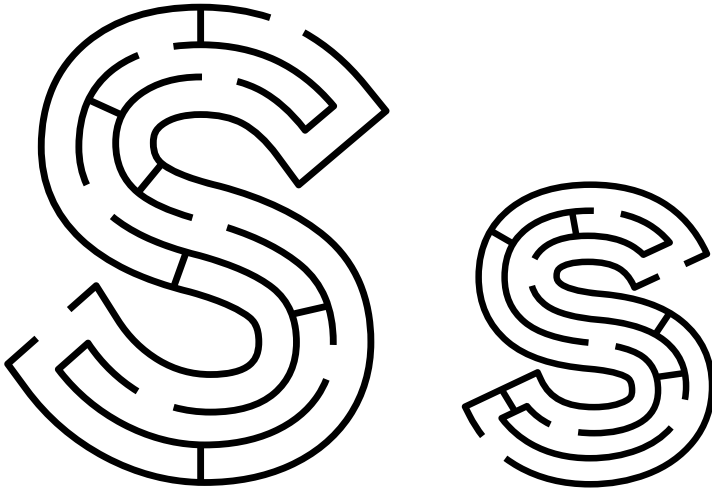
Colour the picture




Trace the s. Start on the dot!



Can you escape the maze?

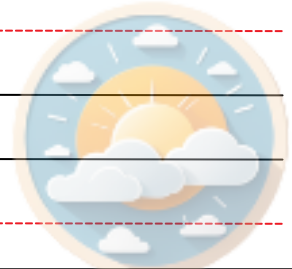
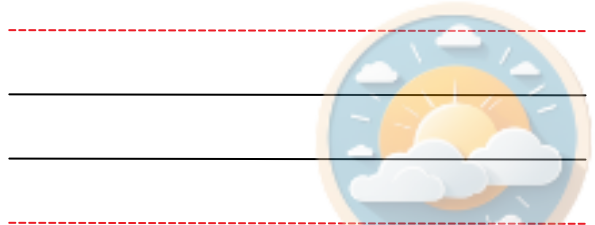





Draw something that starts with S




Start Here

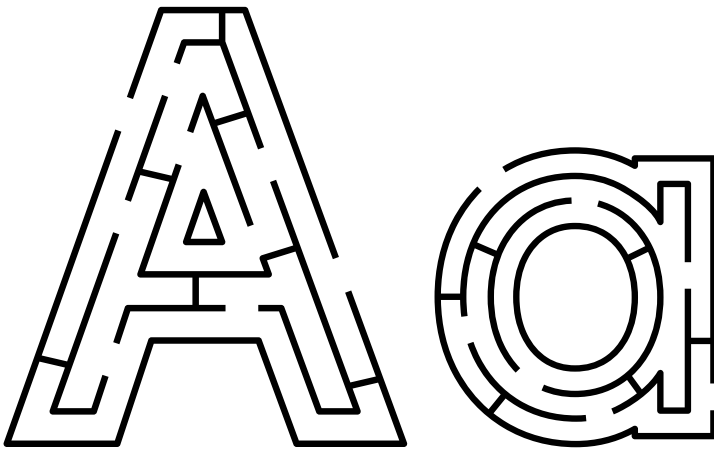
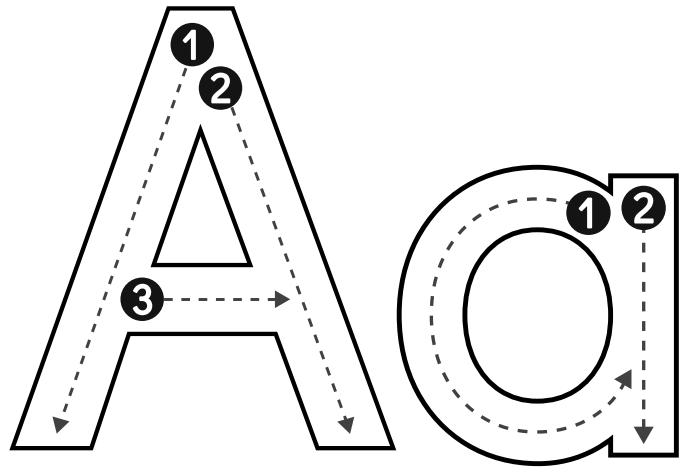

Please save the letter s



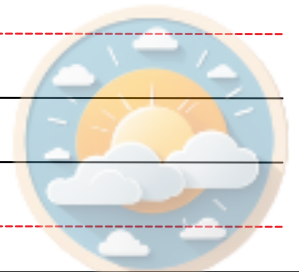



Colour and decorate all the a pictures.





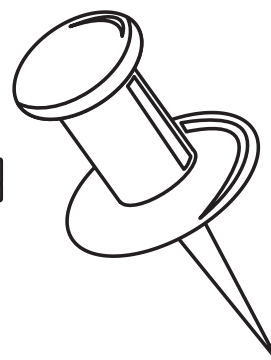


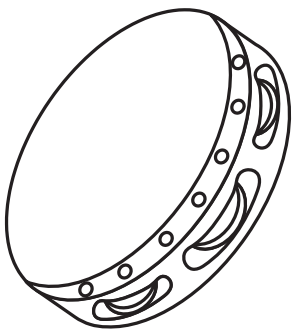
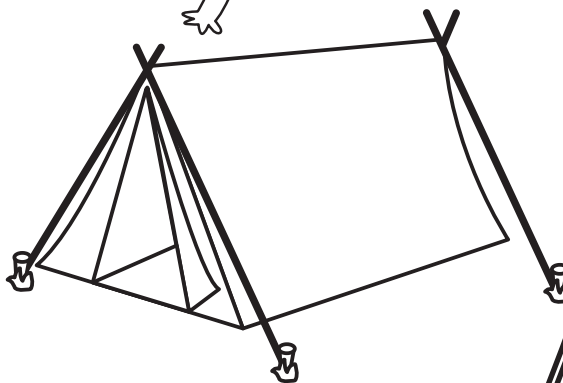



# • The letter A •



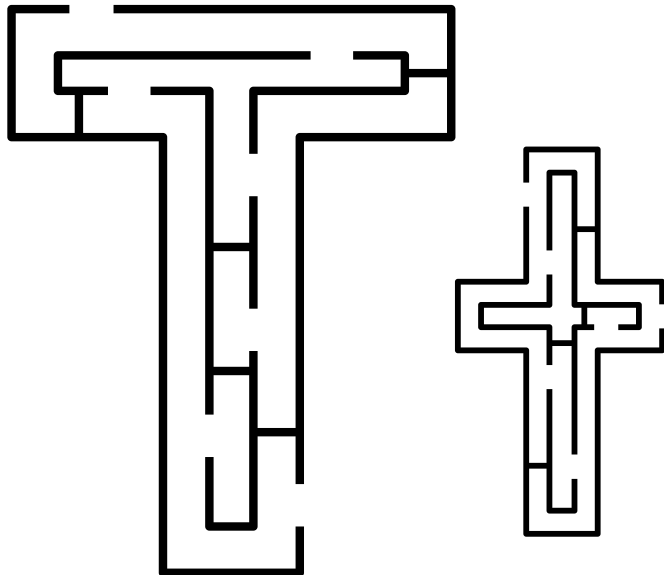
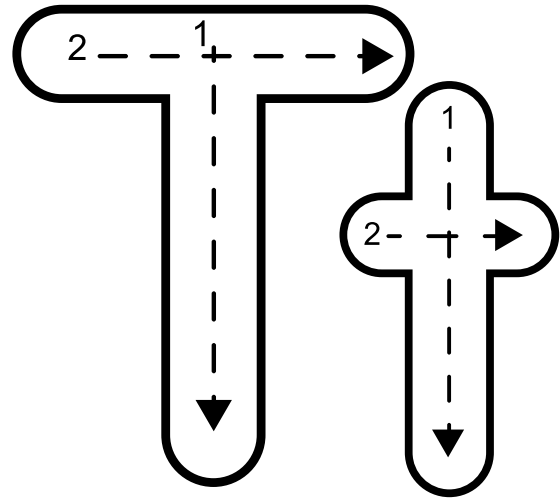
Draw something that starts with A

A rectangular box for drawing. Inside the box, there is a small squiggle and a pencil icon pointing towards the bottom right corner.

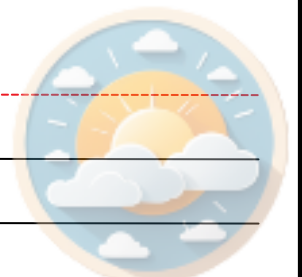
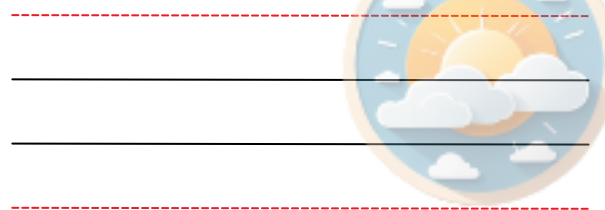

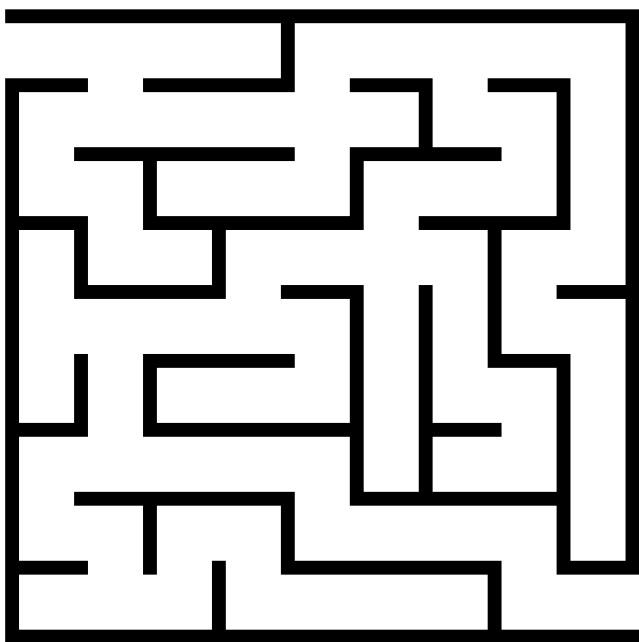
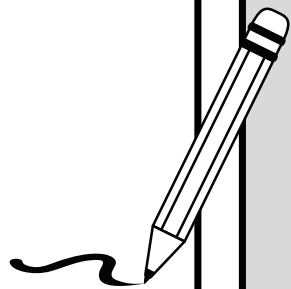
Color the pictures that begin with T.




# • The letter T •



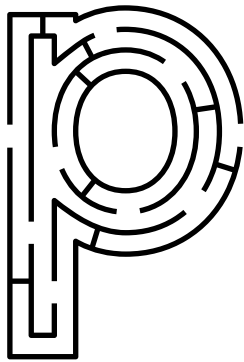

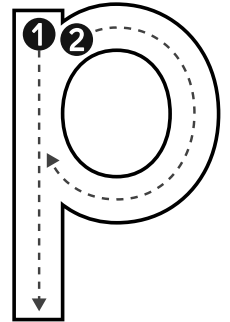
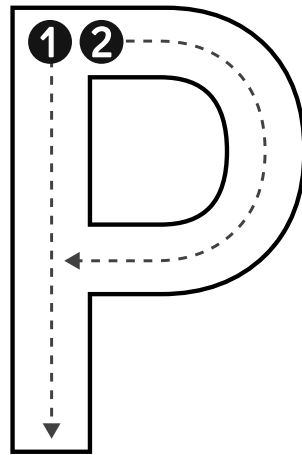
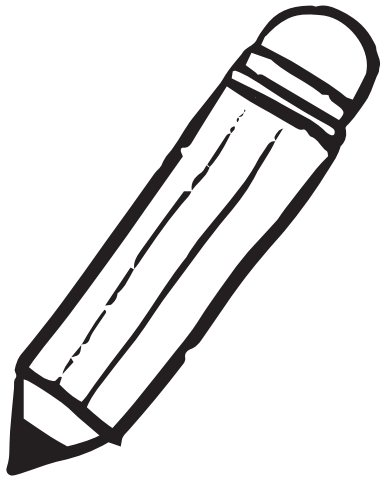
Draw something that starts with T



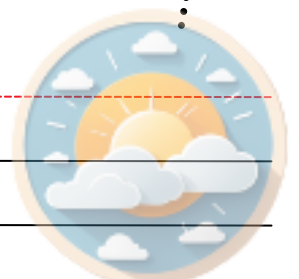

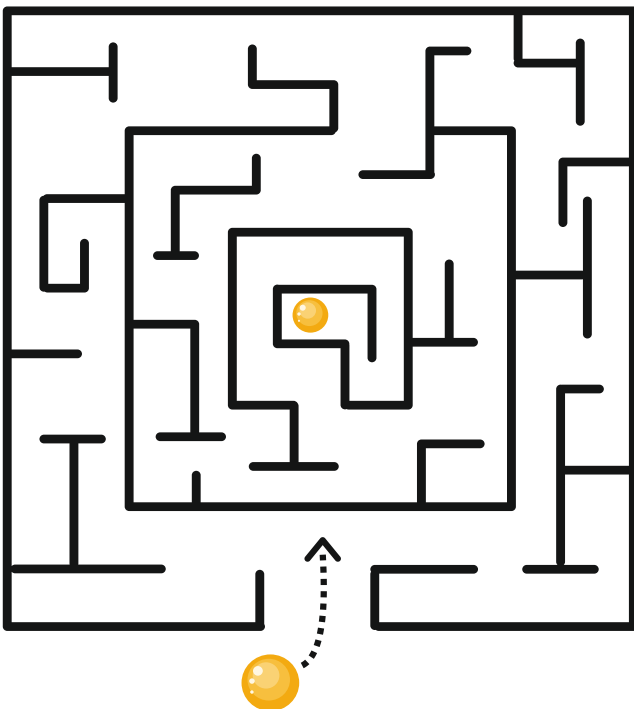

Color the pictures that begin with P.



# • The letter P •



Draw something that starts with P



# Try a Game

Our reading games are designed to make learning a joyful and engaging experience.


Each game reinforces letter sounds, blending, and vocabulary – all through play. Whether your child is popping bubbles with sounds or matching silly words, they'll be learning without even realising it!

Below are a few quick links to try:

## **Link 1: Pop the Balloon Game**



## **Link 2: Say the sound and listen to the words**



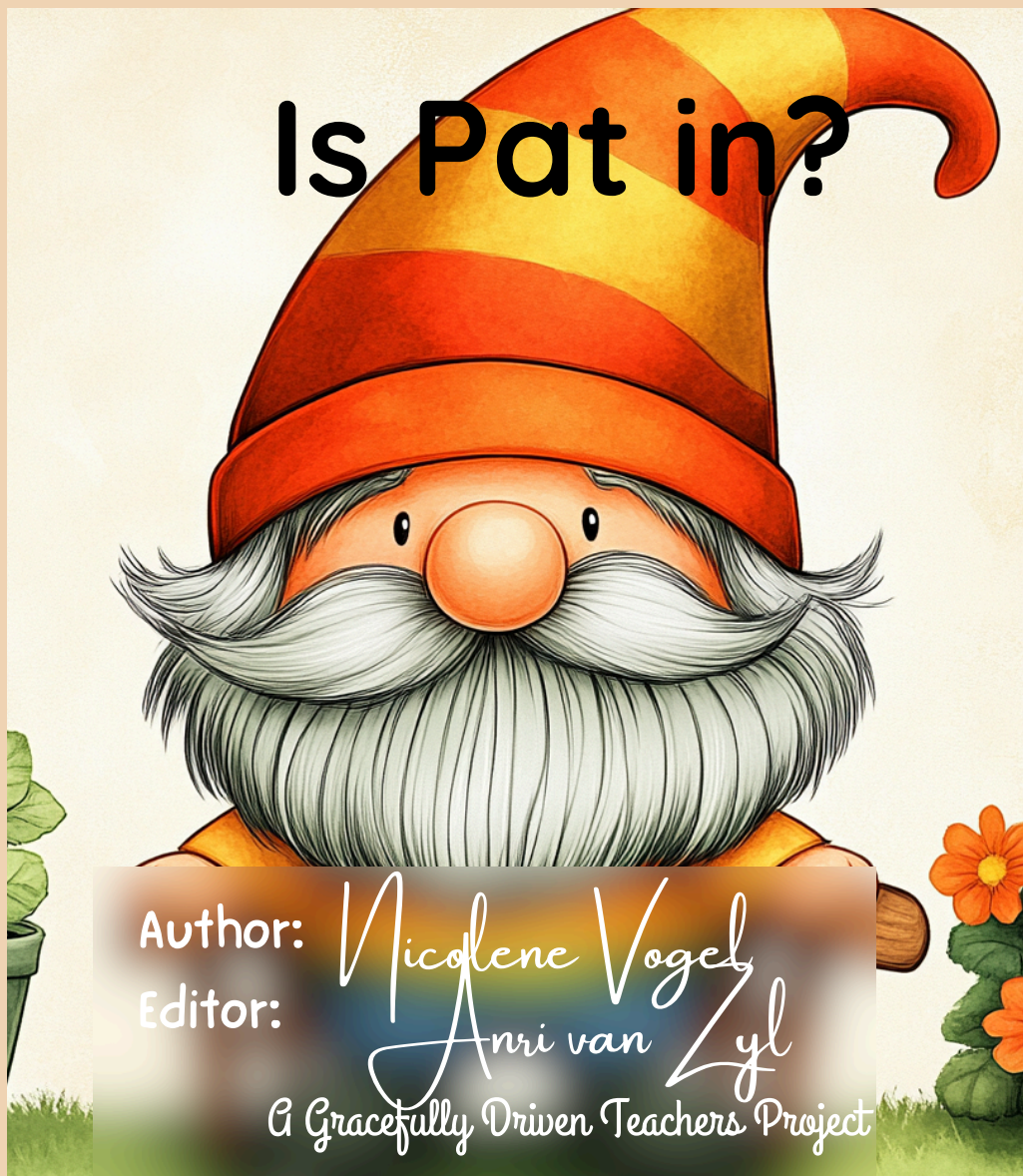
You can play these together on a tablet, laptop, or smartboard.



# Sneak Peek Into a Level Reader

Each module includes short, decodable books designed to grow with your child. After just one module, your child will be able to read a simple book all on their own.

**Just imagine what five modules could do!**



[Click for the link](#)



# What's next?

## Want to see your child read with joy and confidence?

You've just experienced a small part of what's possible. Now imagine a complete, play-based teaching journey that helps your child develop strong foundational skills in just a few minutes a day.

### What's included in each module:

- Four beautifully designed books:
- An Introduction to Letters
- A Flashcard & Game Companion
- A Practical Workbook
- A Decodable Levelled Reader
- Engaging interactive games
- Original Songs
- Between 11 and 19 short pre-recorded lessons per unit.
- Fine and Gross Motor Ideas.
- Easy to follow play-based instruction

### Ready to begin?

Click below to explore the full Ready, Set, Read program, or start with a single module. Whether you ease in or go all-in, we'll guide you every step of the way.

### Special launch offer:

Get the complete 5-module bundle for only \$99 (normally \$217)

### Compare your options

Get the complete 5-module bundle for only \$99 (normally \$217).

Includes bonus printable resources and early access pricing for a limited time.




Features	Single Module	Full Program	Ultimate Package
4 Books per module	✓	✓	✓
Flashcards	✓	✓	✓
Lesson Videos	✓	✓	✓
Songs + Online Games	✓	✓	✓
Parent Support Group	✗	✗	✓
8 Online live Tutor Sessions	✗	✗	✓
Life Time Access	✓	✓	✓
Total Price:	<b>\$49</b>	<del><b>\$217</b></del> <b>Now \$99</b>	<b>\$497</b>

# Special launch offer:

Get the complete 5-module bundle for only \$99 (normally \$217)

This launch bundle includes:

- All 5 modules
- All lesson videos, books, printables, and games
- Bonus motor skill tips
- Immediate access — all online, all self-paced
- No subscription. No rush. Yours for life.

<b>Single Module</b> <b>\$29</b>	Get started with just one unit. Includes books, videos, flashcards, and games.	<b>BUY NOW</b> Click Here	
<b>Full Program</b> <b>\$99</b>	Best value! All 5 modules. Early access discount.	<b>BUY NOW</b> Click Here	
<b>Ultimate Package</b> <b>\$397</b>	VIP experience. Full program + 8 live sessions + parent group.	<b>BUY NOW</b> Click Here	

## What do our users say?

We started with just one module, and by the end of the week, my son was blending sounds with confidence. We soon bought the other modules and have not been happier.

**Zahra Mustafa, Dubai**



As a working mom, I didn't have hours to teach reading. These 5-minute lessons fit into our routine and my daughter looks forward to them every day!

**Susan Peters, UK**



I was nervous about trying a reading program in English, but the videos and games made everything clear. Now my twins are reading simple words on their own!

**Kim Ju Eung, South Korea**



This program is gold. We went from frustration to fun, and now my son reads signs, menus, everything! Thank you for giving him confidence.

**Thando Mkize, South Africa**



# Thank You for Downloading and Let's Stay Connected!

Have questions? Need help choosing a module?

Want to share your child's progress with us.



I'd love to hear from you!

## Contact Nicolene Vogel

Reading Specialist | Course Creator | Mom



[nicolene@gracefullydriventeachers.com](mailto:nicolene@gracefullydriventeachers.com)



+27 83 282 3087



[gracefullydriventeachers.systeme.io](https://gracefullydriventeachers.systeme.io)

## Follow Us for More Free Resources

Reading tips, games, and parent support on:



Instagram | Facebook | TikTok



@gracefullydriventeachers

## Need a Personal Recommendation?

Send me a message and I'll help you find the perfect place to start based on your child's age and needs.

*We're here to support you every step of the way.*

# Ready, Set, Read!

## Reading Star Certificate

This certificate is a celebration of your child's first steps toward becoming a joyful, confident reader.

### **It's a way to say:**

"Well done!" You played, practised, and made progress and that matters.

[Download the Certificate Here](#)

### **Optional Tip:**

You can also add a gold sticker or star to the printed copy to make it feel extra special.