

# The SparkMate Quick Start Guide

## What SparkMate Is (and Isn't)



**SparkMate AI is your parenting co-pilot. It helps you shift from reacting to redirecting, so your child's quirks become catalysts, not concerns.**

**SparkMate AI** helps you see your child's quirks, struggles, and passions in a new light and turn them into small, real-world projects that build confidence, creativity, and adaptability.

👁️ Notice something off, loud, or extra?

⚡ SparkMate helps you see what's underneath, and build on it.


### ✅ What SparkMate is:

- 🔍 A guide to help you notice sparks in everyday life.
- 🔍 A reframe that turns "problems" into hidden strengths.
- 🎯 A source of one simple project each week; fun, purposeful, screen-light.
- 💡 A way to practice human skills that matter most: creativity, empathy, initiative, resilience.

### ❌ What SparkMate isn't:

- ❌ A replacement for school or academics.
- ❌ A behavior-control tool (no sticker charts, punishments, or bribes).
- ❌ A one-size-fits-all script or endless list of activities.
- ❌ Another thing to feel guilty about.
- ❌ A pile of Pinterest activities or printables.

### Your SparkMate AI link



<http://go.azizituere.com/sparkmate>

It's momentum through meaning. Your kid doesn't need more tasks.  
They need a nudge that feels like them.

👉 **SparkMate doesn't replace you—it equips you.**

# How It Works in 3 Steps




**You bring the quirk. SparkMate brings the frame.**  
Together, you make a spark.

## **Step 1: Share what you notice**

"My kid talks non-stop."

"She gives up easily."

"He's always climbing something."

 *This is your entry point—quirk, struggle, or spark.*


## **Step 2: SparkMate reframes it + asks one key question**


 "That might be leadership in disguise."

 "What do they stick with, even when it's hard?"

*Before advice, SparkMate listens deeper.*

## **Step 3: Get your weekly micro-project**

 A hands-on activity that channels the spark

 20-30 min a day, for 5-7 days

 Screen-light, connection-rich, and momentum-building

Because the goal isn't just to "see" your kid...  
It's to help them become who they already are—on purpose.

 **SparkMate doesn't give you scripts—it gives you steps.**

# Example Scenarios



## From chaos to clarity in one project.

Here's how SparkMate reframes real moments and helps kids rise.

## Case Study

What You Notice	The Hidden Spark	Try This Project
"She's so bossy."	<b>Budding leader</b>	<b>Family Team Challenge:</b> Let her plan & lead a mini family Olympics with silly rules, roles, and awards.
"He never stops moving."	<b>Kinesthetic intelligence</b>	<b>Mission Obstacle Course:</b> Create a challenge path with missions like lava jumps, spy crawls, or dragon dodges.
"She won't stop talking."	<b>Communicator in training</b>	<b>Mini Family Podcast:</b> Record short daily voice memos—jokes, stories, dream recaps. Family can "subscribe."

### Each of these:

1. Builds skill where there was struggle.
2. Gives your child a role they can rise into.
3. Turns chaos into contribution.

 You bring the moment. SparkMate brings the map.

# Quick Tips for Parents



## Small wins, big shifts.

Here's how to make the most of your SparkMate experience without pressure or perfection.

### ✓ **Keep projects small.**

Aim for 20–30 minutes a day,  
over 5–7 days.

***Consistency > complexity.***

### ✓ **Let kids lead.**

Ownership builds buy-in.

***You guide, they grow.***

### ✓ **Focus on progress, not perfection.**

Celebrate the effort.

***The win is in the trying.***

### ✓ **Name the trait, not just the task.**

“You followed through.”

“You solved that with patience.”

***“You showed real creativity.”***

✈ **Bonus Tip:** If your week goes sideways?

Skip the project, not the spark.

Just noticing and naming your child's strength is a win.

👉 **SparkMate doesn't take over—you stay the guide.**



# Age Matters (But Not Like You Think)

**SparkMate meets your child where they are, and then helps them grow.**

Whether your kid is 6 or 16, we tailor the project to their spark and their stage.

## **For Younger Kids (6-9)**

- Keep it hands-on and playful.
- Use visuals, props, or movement.
- Let them name the project themselves (buy-in magic).

### **Sample Ask:**

*"SparkMate, my 7-year-old daughter is super talkative and loves animals..."*

→ Try a "Kindness Zookeeper" challenge: create signs, make a pet care plan, host a stuffed animal parade.

## **For Tweens (10-12)**

- Add more planning, reflection, and responsibility.
- Let them pitch their own ideas or take charge of "roles".
- Use checklists or light journaling to build ownership.

### **Sample Ask:**

*"SparkMate, my 11-year-old son is always gaming and hates writing..."*

→ Turn him into a Game Designer: recreate a level in real life and pitch it to the family.

## **For Teens (13-16)**

- Make it purpose-driven, not cutesy.
- Tie it to real-world skills or impact.
- Challenge them to mentor, lead, or teach others.

### **Sample Ask:**

*"SparkMate, my 15-year-old daughter is shy but really artistic..."*

→ Try a Visual Voice Project: design posters about mental health or run a one-week art challenge.

## **Pro Tip:**

Start every prompt with:

*"SparkMate, my [age]-year-old [son/daughter]..."*  
That's your shortcut to the perfect spark-fit.

 **With SparkMate, you don't parent alone—you parent with purpose.**



# FAQs at a Glance

👁️ Got questions? We've got your back—fast.

**Q: Do I need a paid Open AI ChatGPT account to use SparkMate?**

A: Nope. Free works fine. You bring the moment, SparkMate brings the spark.

**Q: What ages is this for?**

A: Best for ages 6–16. Younger kids love the play. Older ones love the purpose. You'll know how to flex it.

**Q: What if my kid resists?**

A: That's normal. SparkMate doesn't force, it invites. Even one small step counts.

**Q: Can I use this with more than one child?**

A: Absolutely. Siblings can co-lead, take turns, or even invent missions for each other.

**Q: What if we miss a week?**

A: Nothing breaks. This isn't school, it's spark. Just pick it back up when you're ready.

## 🌟 Bonus Tip:

You don't need to use SparkMate every day. Even one project a month can build momentum. The magic is in showing up differently, not showing up perfectly.

👉 **One spark. One project. One win at a time.**

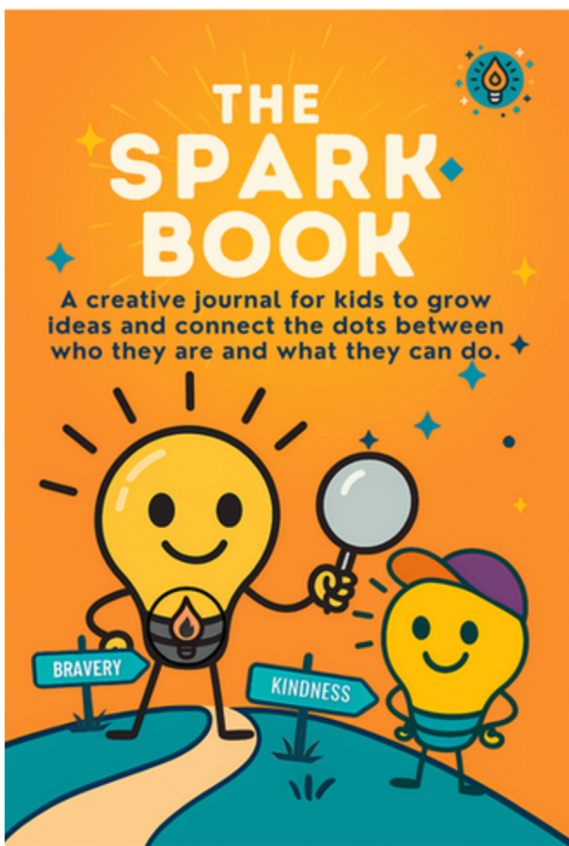
# Your Child Doesn't Need Perfect— They Need Presence.



Because the most powerful thing you can do  
is see their spark—and show them what to do with it.

## Want more?

Grab a copy of *The Spark Book for Kids*.



## Why Add The Spark Book?

**If SparkMate gives you the tools to guide,**

*The Spark Book* gives your child the space to grow.

It's a hands-on activity workbook where kids can:

- Capture their sparks in doodles, drawings, and mini reflections
- Practice turning feelings (wiggly, grumpy, stuck) into actions
- Build self-awareness while keeping it fun and low-pressure
- Celebrate progress in a way that feels like theirs—not yours

Think of it as your child's "spark lab."

A place where they can test, play, and discover who they're becoming, while you get to watch their confidence unfold on paper.



<http://go.azituere.com/spark>

## Parent bonus:

It's screen-light, self-directed, and designed to grow with them, whether they're 6 or 16.

 Today's spark becomes tomorrow's strength.