




My english

workbook

this book is property of....



draw yourself!



Color and practice!

A	B	C	D	E	F
ei	bi	si	di	i	ef

G	H	I	J	K	L
yi	eich	ai	yei	key	el

M	N	O	P	Q	R
em	en	ou	pi	kiu	ar

S	T	U	V	W	X
es	ti	iu	vi	doubl iu	eks

Y	Z
uai	sed

**Alphabet
Pronunciation**

A

B

C

D

E

F

G

H

I

J

K

L

M

N

O

P

Q

R


S

T

**Escribe la
pronunciación
de cada letra!**



My name is



GREETINGS



GOOD MORNING



GOOD AFTERNOON



GOOD EVENING



GOOD NIGHT



HELLO / HI



GOOD BYE



Good



Good



Good

DAYS OF THE WEEK

DIAS DE LA SEMANA

MONDAY

TUESDAY

WEDNESDAY

THURSDAY

FRIDAY

SATURDAY

SUNDAY

Days Of The Week

SUNDAY

MONDAY

TUESDAY

WEDNESDAY

THURSDAY

FRIDAY

SATURDAY

1. Color Sunday Blue
2. Color Monday Red
3. Color Tuesday Green
4. Color Wednesday Pink
5. Color Thursday Yellow
6. Color Friday violet
7. Color Saturday Orange

Yesterday
was...

Today
is...

Tomorrow
will be...

Monday

Sunday

Wednesday

Friday

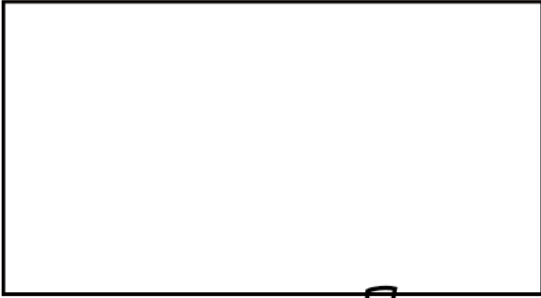
Tuesday

Saturday

Thursday

My calendar


january



february




march




april




may



june



july



august




september




october



november

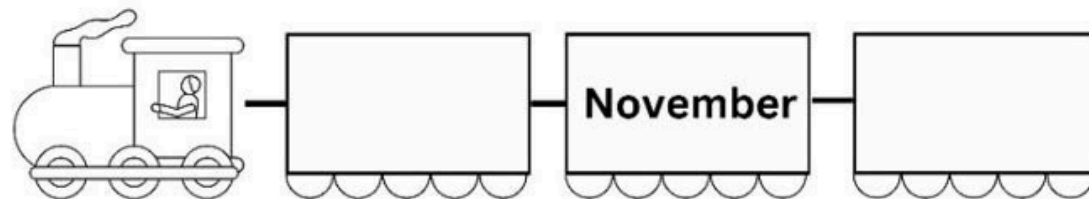
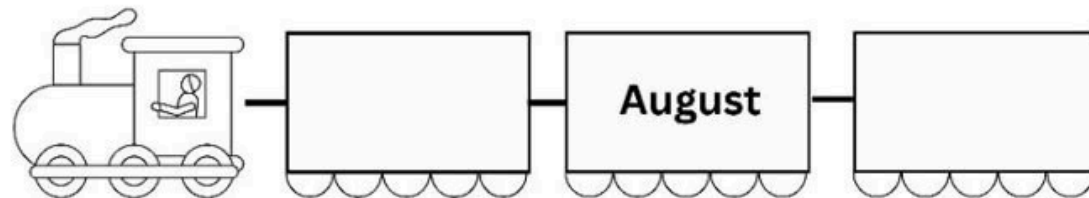
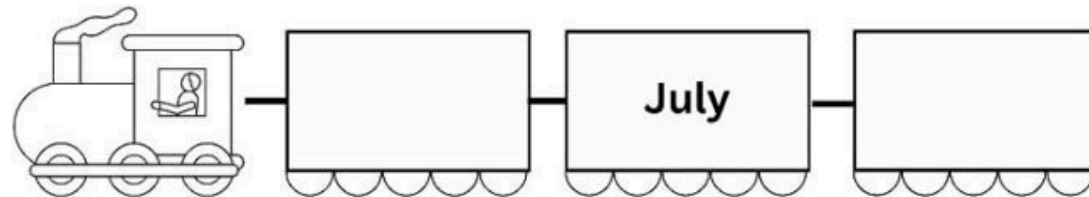
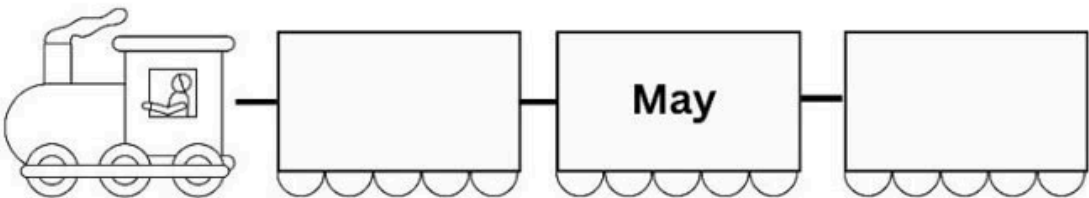
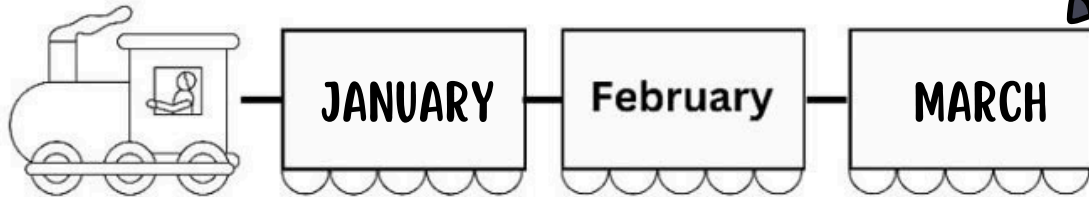



december

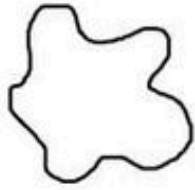


MONTHS OF THE YEAR

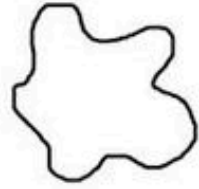
Write what month comes before and after.



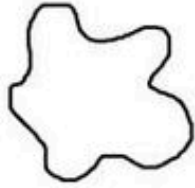
red



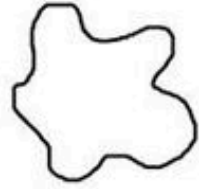
yellow



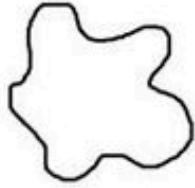
blue



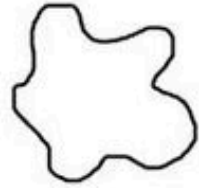
purple




orange



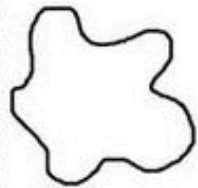
green



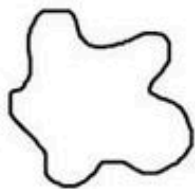
white



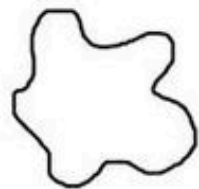
black



pink



brown



pink

blue

yellow

green

orange

black

white

red

brown

amarillo

rosa

rojo

blanco


café

naranja

azul


verde

negro




COLOR BY NUMBER

FISH




Color Key

1




2



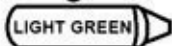
3



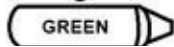
4



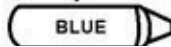
5



6



7



8



Color by Number

Directions: Color the picture according to the code.

Color Code

purple - 1

brown - 2

dark blue - 3


red - 4

green - 5

yellow - 6

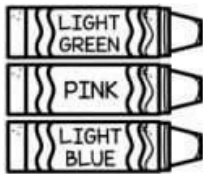
orange - 7

light blue - 8



COLOR BY NUMBER

0*0.0*0.0*0.0*0.0*0.0*0.0*0.0*0.0*0.0*0.0*0.0*0.0*0.0*0.0*



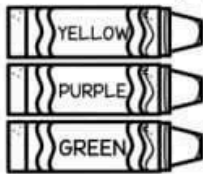
= 9



= 10



= 11




= 12



= 13




= 14




= 15



= 16






Red
(rojo)




Blue
(azul)



Yellow
(amarillo)



Green
(verde)




Orange
(naranja)



Pink
(rosa)

My favorite color is



Responde con el color correcto

1. What color is it?  It is _____

2. What color is it?  It is _____

3. What color is it?  It is _____

4. What color is it?  It is _____

5. What color is it?  It is _____

6. What color is it?  It is _____

7. What color is it?  _____

8. What color is it?  _____

9. What color is it?  _____

10. What color is it?  _____

Spelling Words!

Pink

Blue

Yellow

Red

Orange




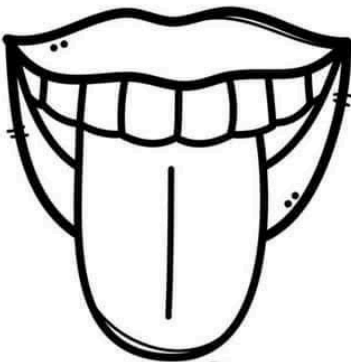

Brown

Black

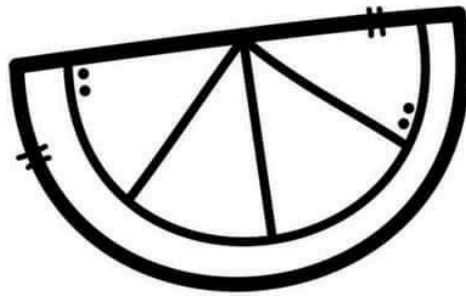

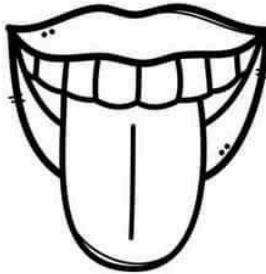

White

Purple

5 SENSES



TASTE



Lets talk about flavors!

En lista comidas de cada sabor!

sweet food

Dulce



salty food

Salado



sour food

Ácido

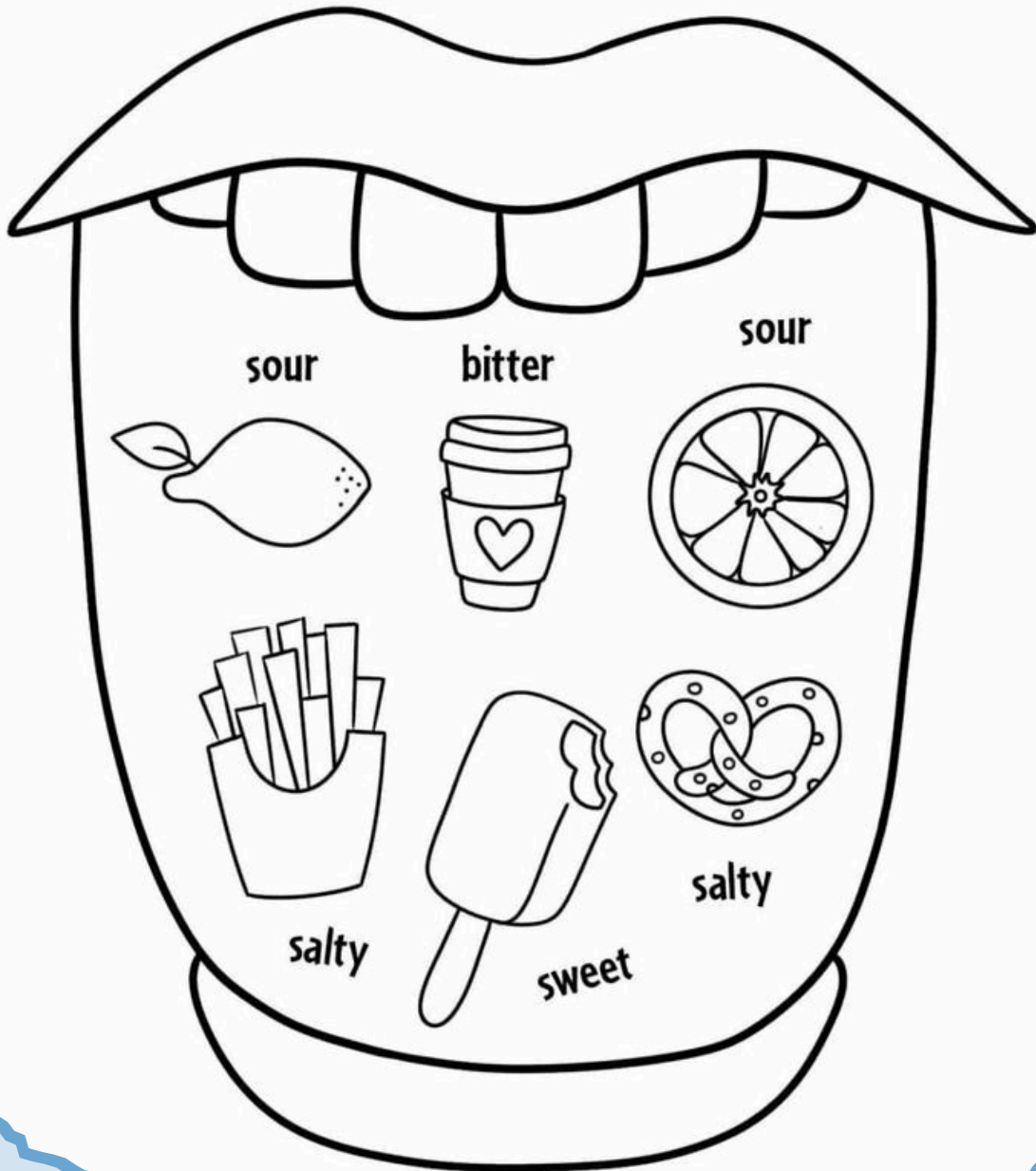


bitter food

Amargo



I TASTE WITH MY TONGUE.



A spiral-bound notebook with a light blue cover and a white page. The spiral binding is pink and located at the top. The page has a blue border and contains the text "my favorite food" in orange and "Dibuja tu comida favorita" in black.

**my favorite
food**

Dibuja tu comida favorita



**my favorite
food**

Is salty?

Yes / no

Is sweet?

Yes / no




Is sour?

Yes / no

Is bitter?

Yes / no

SMELL



Things that *i* can smell.... (cosas que puedo oler...)



Color it!
Dibujalo!



It smells good or bad?






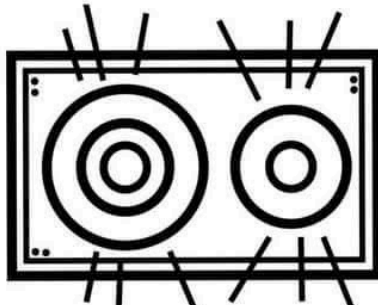
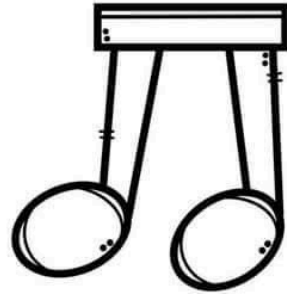
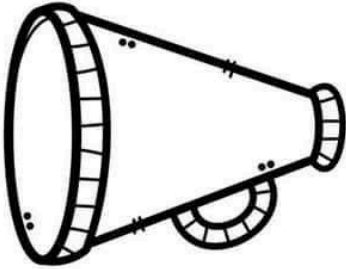









HEAR





The 5 Senses:

Sense of Sound



LOUD or quiet...?

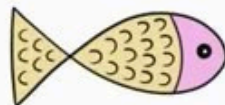


LOUD!

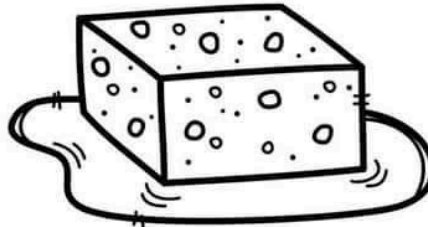



quiet...

Cut out the objects below. Glue each one into its matching column.



TOUCH



The 5 Senses: Hard vs. Soft

Hard



Soft





Cut out the objects below. Glue each one into its matching column.






HOT OR COLD?



Which objects are hot and which ones are cold?
Cut out the items below and paste them in the correct picture.




SIGHT













Spot the differences




FOOD I SPY



- 10**
- | | | | | |
|---|---|---|---|---|
|  _____ |  _____ |  _____ |  _____ |  _____ |
|  _____ |  _____ |  _____ |  _____ |  _____ |

Your Five Senses!

Check the senses that you use with each object.



Spelling Words!

Sight

Taste

Smell

Touch

Hear

Loud

quiet

Soft

Hard

See

Sweet

Bitter

Salty

Sour

Good

Bad

Make your own sentences!

Lemon is yellow.

Cake is good.

Personal pronouns

I

Yo




He

El



She

Ella



It


Eso



Personal pronouns

We

Nosotros




They

Ellos



You

Tu



Look at the picture. Circle the correct pronoun.


	<p>He She It</p>		<p>He She It</p>		<p>He She It</p>
	<p>He She It</p>		<p>He She It</p>		<p>He She It</p>
	<p>He She It</p>		<p>He She It</p>		<p>He She It</p>
	<p>He She It</p>		<p>He She It</p>		<p>He She It</p>
	<p>He She It</p>		<p>He She It</p>		<p>He She It</p>



- we
- they
- it




- you
- I
- she



- I
- we
- they




- it
- he
- I




- I
- it
- you



- it
- she
- he















- he
- I
- we



- you
- we
- it

Directions: Color each flower that contains a pronoun.



I

You

He

She

It

We



You

They

am

is

are



Complete the sentences with correct verb.

is

are


am

1. She is a good dancer.
2. He _____ going to market.
3. They _____ playing cricket.
4. Rahul and Rohan _____ brothers.
5. I _____ happy.
6. Rishi and Disha _____ playing badminton.
7. He _____ tall.
8. We _____ a family.
9. The bus _____ blue.
10. My father _____ very tall.
11. Today _____ his birthday.
12. They _____ happy and healthy.
13. It _____ a toy car.
14. My family _____ very supportive.
15. They _____ hungry.






happy



sad




angry




calm



worried



scared




proud




bored




excited



Mark




Paul



Tom




John



Jessica



Pamela



Jim



Sandy

excited, worried, sad, miserable, furious, scared, happy, angry

IS HAPPY

Mark is

Paul is

Tom is

John is

Jessica is

Pamela is

Jim is

Sandy is

IS HAPPY

He/she

He/she

He/she

He/she

He/she

He/she

He/she

FEELINGS

Read the text and paste the correct facial expression.



I am feeling Happy



I am feeling Sad



I am Surprised



I am Angry



I am Confused




I am feeling Tired




I am feeling Excited




I am feeling Sleepy



I am feeling Sick



My Family



Fill in the correct answers and then read the sentences.

father

mother

sister

grandfather

brother

grandmother



She is my _____.



He is my _____.



He is my _____.



He is my _____.




She is my _____.



She is my _____.

My Family Tree

Paste the photo of each family member on the correct tree branch!



Spelling Words!

Family

Dad

Mom

Sister

Brother


Baby

Me

Grandpa

Grandma

Parts of my house



house



living room



dining room



kitchen



bedroom



bathroom

Label the room with the correct name :

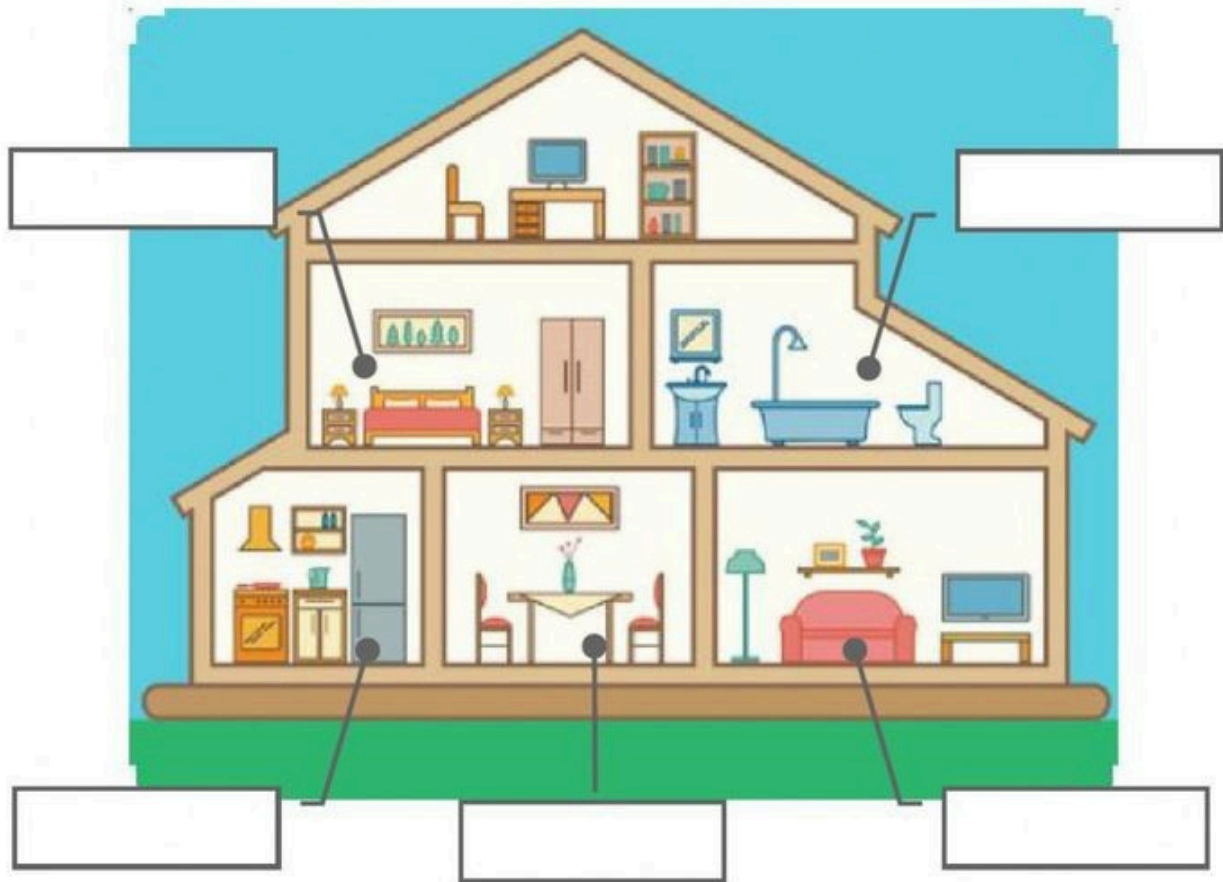
kitchen

bedroom

living room

bathroom

dining room



Read and answer the questions.



Where is my mum?
She is in the living room.



Where is my dad?



Where is my sister?




Where is my brother?



Where is my grandma?



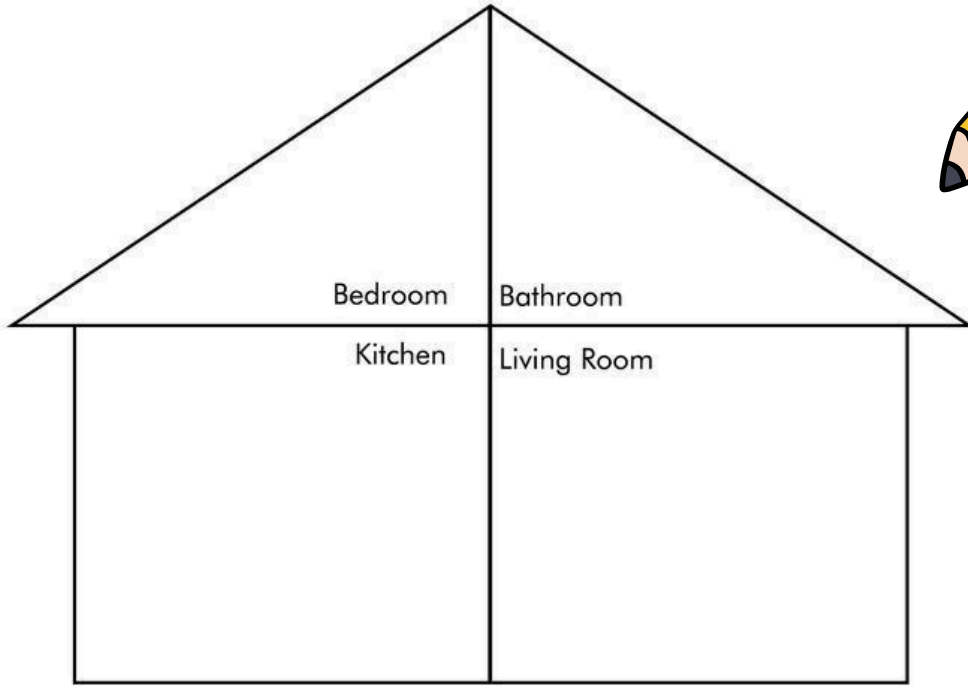




1. Where's **Mum**? a. She's in the kitchen. b. She's in the bathroom.
2. Where's **Sam**? a. He's in the attic. b. He's in the cellar.
3. Where's **Granddad**? a. He's in the kitchen. b. He's in the dining room.
4. Where's **Lucy**? a. She's in the attic. b. She's in the chimney.
5. Where's **Anna**? a. She's in the hall. b. She's in the living room.
6. Where's **Tom**? a. He's in the cellar. b. He's in the bathroom.
7. Where's **Granny**? a. She's in the bedroom. b. She's in the garage.
8. Where's **Dad**? a. He's in the garage. b. He's in the cellar.

PARTS OF THE HOUSE

Draw the objects in the correct room.



Mirror




Shower



Fridge



Bed



Microwave




Lamp



Closet



Television



Sofa



Toilet

Spelling Words!

House

Bedroom

Kitchen

Livingroom

Bathroom

Garage

Dining room

Attic

Cellar

FRUITS AND VEGETABLES



plum



apple



cherry



pomegranate



strawberry



raspberry



tomato



red chili pepper



radish



watermelon



bell pepper



papaya



pumpkin



carrot



tangerine



orange



apricot



peach



melon/cantaloupe



mango



corn



pineapple



banana



starfruit



lemon



lime



celery



cabbage



lettuce



pea



asparagus



kiwi



avocado



green beans



zucchini



broccoli



spinach



cucumber



blueberry



blackberry



prune



raisin



eggplant



beet



grape



fig



sweet potato



passion fruit



grapefruit



lychee



potato



garlic




onion



cauliflower

PROTEIN

beef, meat, dairy, MILK, eat, drink



turkey



chicken



duck



egg



beef



lamb



goat



pork



rabbit



bacon



ham



sausage



milk



cream



yogurt




cheese



butter



fish



lobster



shrim



crab




oyster



octopus



squid



salmon



tuna

SWEET AND JUNK FOOD



cookie



candy



cake



lollipop



gummies



chocolate



pie



cupcake



chewing gum



honey



ice cream



jelly



sugar



caster sugar



waffles



pancakes



jam



maple syrup



milkshake



cotton candy



marshmallows



pizza



onion rings



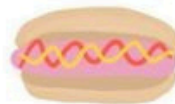
chips



french fries



hamburger



hot dog



fried chicken

Do you like...?

apples

bananas

burgers

cake

ice cream

chocolate

 1 Do you like <u>CHOCOLATE</u> ? 	<input checked="" type="radio"/> Yes, I do <input type="radio"/> No, I don't
 2 Do you like _____? 	<input type="radio"/> Yes, I do <input type="radio"/> No, I don't
 3 Do you like _____? 	<input type="radio"/> Yes, I do <input type="radio"/> No, I don't
 4 Do you like _____? 	<input type="radio"/> Yes, I do <input type="radio"/> No, I don't
 5 Do you like _____? 	<input type="radio"/> Yes, I do <input type="radio"/> No, I don't
 6 Do you like _____? 	<input type="radio"/> Yes, I do <input type="radio"/> No, I don't

Ask your friends!



her name is _____

and she likes _____

his name is _____

and he likes _____

his name is _____

and he likes _____

her name is _____

and she likes _____



Ask your friends!



her name is _____

and she likes _____

his name is _____

and he likes _____

his name is _____

and he likes _____

her name is _____

and she likes _____





i like



i dont like



1

2

3

4

5

1

2

3

4

5





Healthy

Comida sana

- 1
- 2
- 3
- 4
- 5
- 6



Unhealthy

Comida no saludable

- 1
- 2
- 3
- 4
- 5
- 6


Fun

activities!

Cut and Paste

Shape Matching Worksheet


Write the shape name on the lines provided.



circle



square





triangle



rectangle




Cut out and paste the matching shapes into the boxes above.



SHAPPY the Robot

Color and Count

Blue



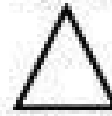
Round

Green




Rectangle

Red



Triangle

Yellow



Square

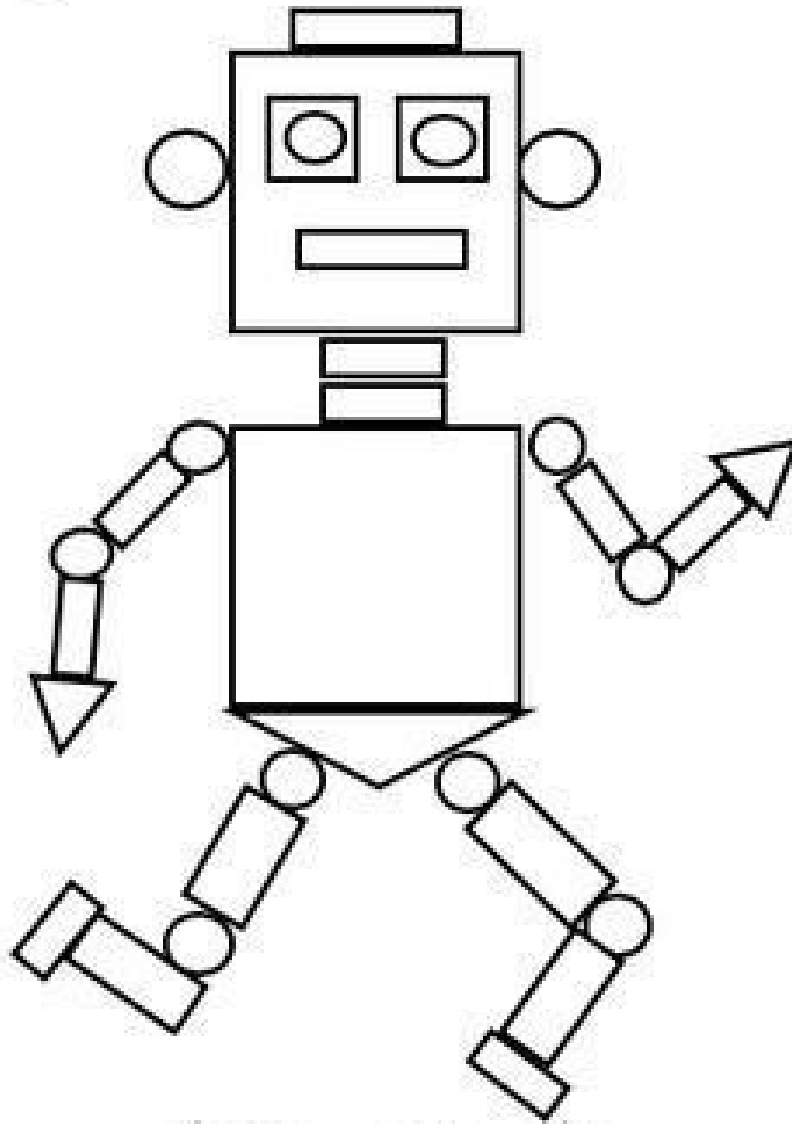
How many?

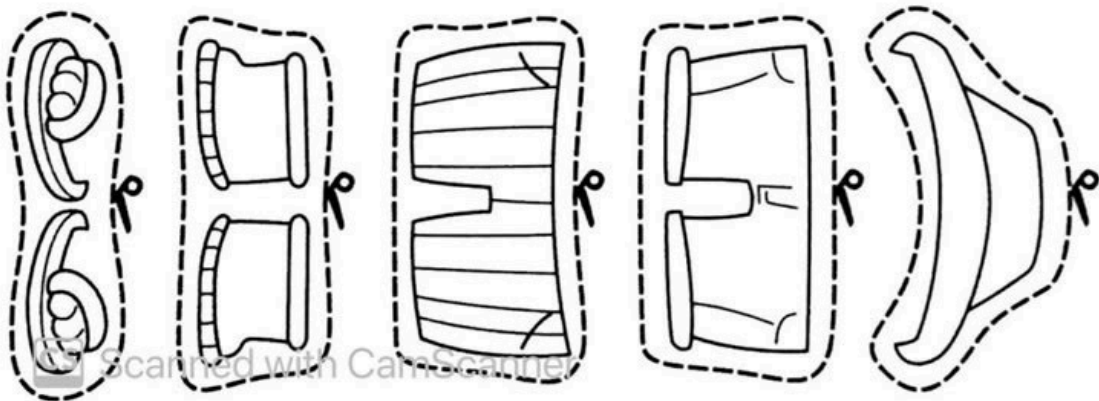
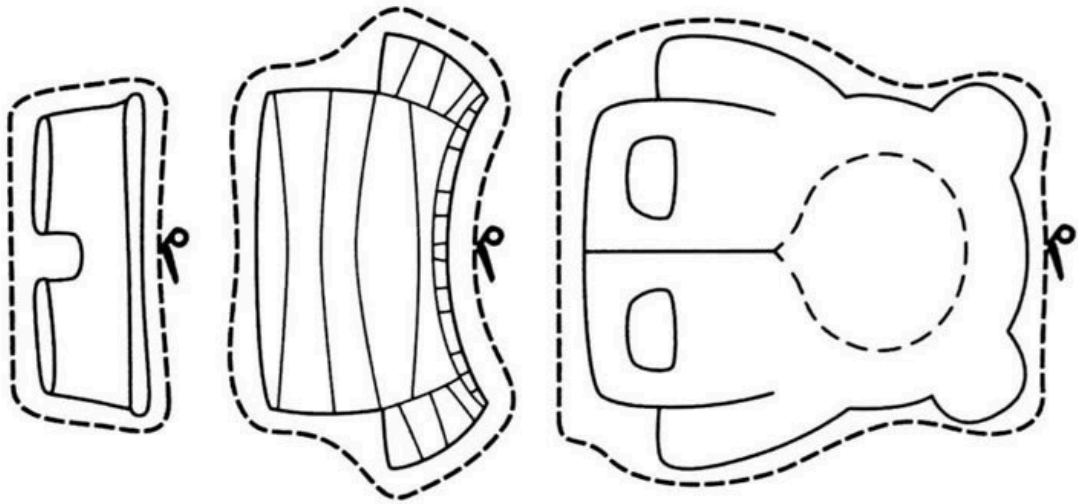
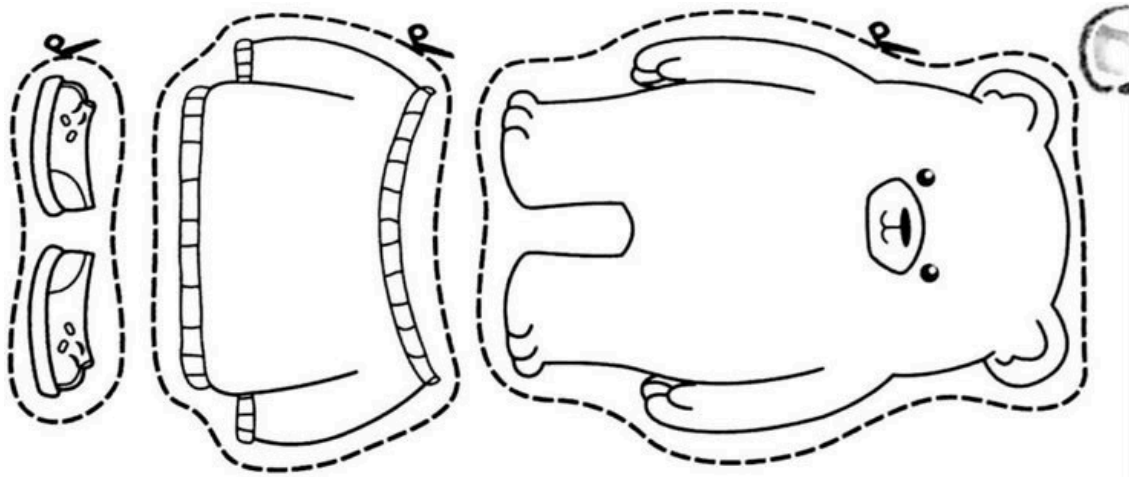
.....

.....

.....

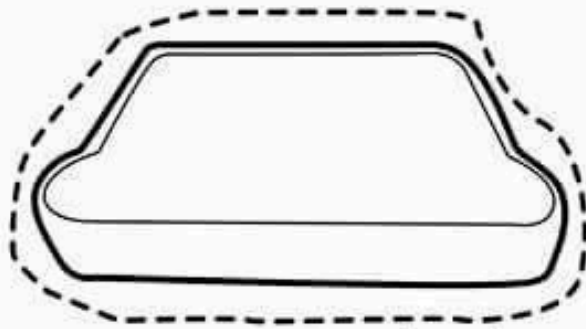
.....



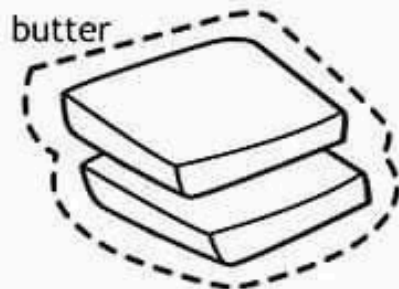


Make a Sandwich

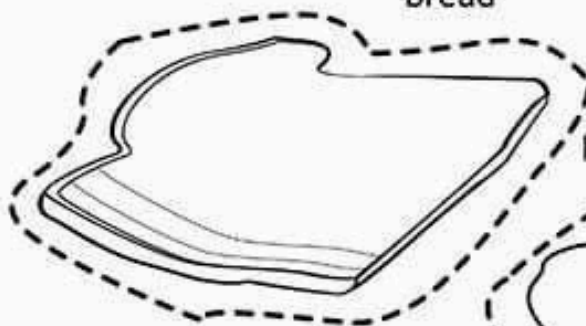
Cut out the pieces, and make a sandwich!



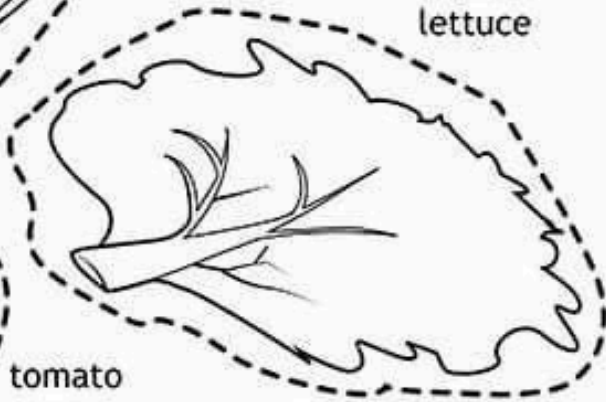
bread



butter



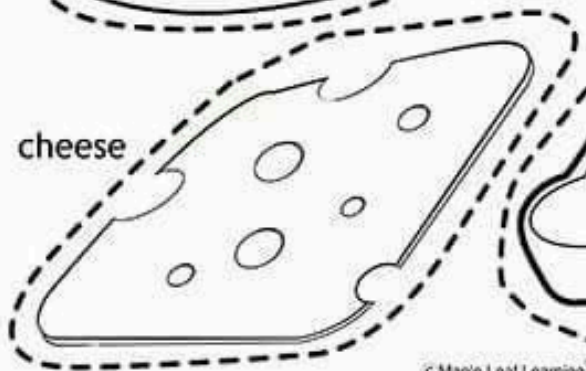
ham



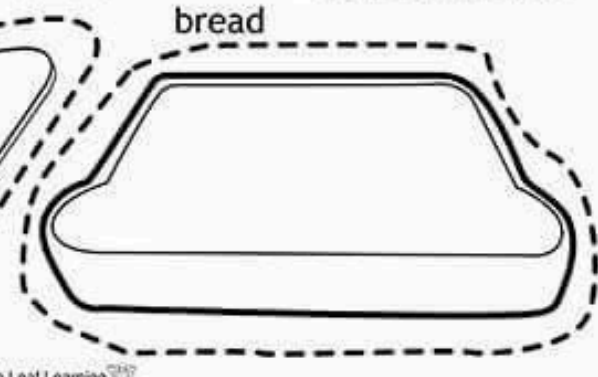
lettuce



tomato



cheese



bread

BUILD A CRAYON

Color and cut out the shapes below. Glue them together to build your very own crayon! Write your name on the crayon and then if you'd like, place onto construction paper to add a fun colorful background.

